

Integrated Community Sustainability Plan for Municipal District of Lesser Slave River No. 124 (Final Report)

2010 to 2014
March-24-10





Table of Contents

Executive Summary.....	3
Strategy Summary	4
Introduction	7
Current Situation.....	8
Vision	10
Goals	11
Environment, Economic, Cultural and Social Strategic Alignment	14
Strategy Details.....	22
Action Plans.....	49
Appendix # 1 : ICSP Outline.....	58
Appendix # 2 : Mission Vision and Values	66



Executive Summary

The Municipal District of Lesser Slave River is located in the heart of Alberta and pulses with the energy of all that is "Rugged & Real" in a community. The "Rugged and Real" slogan also reflects both the benefits and challenges of the unparalleled opportunities for those who seek entrepreneurial excitement and relaxing lifestyles.

The Municipal District of Lesser Slave River encompasses 10,150 km² within which some 2,800 people reside - primarily in, and around, six small communities. Its appeal is much broader, however. Many persons commute from neighbouring municipalities to earn their livings from the thriving oil, gas and forestry industries. Others increasingly travel from more distant locales to enjoy the outdoor recreational opportunities that the area presents.

Charged with stewardship of this rich and vibrant region, Municipal District Council and Administration have adopted prudent planning and inter-municipal cooperative efforts with the Town of Slave Lake to ensure that both the economic prosperity and natural beauty are preserved for future generations.

Through the use of its Mission and Vision, the Municipality has identified eleven goals containing eighty strategies within the four identified elements of sustainability. These goals include:

- A. Maintain Safe Road and Regional Airport;
- B. Provide Safe and Environmentally Responsible Municipal District Utilities;
- C. Economic Growth;
- D. Provide Effective Governance and Service Delivery;
- E. Sustainable Infrastructure and Taxation;
- F. Local Government Assistance in Making the Municipal District a Safer Place;
- G. Effective Land Use Development and Community Planning;
- H. Maintain an Agricultural Service Board;
- I. Support Initiatives that Enhance Community Development;
- J. Support Recreation and Culture Facilities that Provide Services to Municipal District Residents;
and
- K. Open Space Development.

The Municipal District of Lesser Slave River Integrated Community Sustainability Plan will investigate and assign the actions needed to ensure that the four elements of a sustainable community are addressed. Council, in adopting the Integrated Community Sustainability Plan, will prioritize these actions to link the Municipal District's Vision to a manageable number of strategies and the organizational capacity to achieve the key results and outcomes.





Municipal District of Lesser Slave River No. 124

Strategy Summary

Strategy	Time Frame	Budget - Capital
Southshore Access - Highway 2 (Wagner).	January 2010 - December 2010	\$1,055,000
Southshore Drive Improvements/Reconstruction.	January 2010 - December 2011	\$1,430,000
Northeast Mitsue Resource Corridor Construction.	January 2012 - December 2012	\$2,873,200
Poplar Lane - Highway 2 Access Lighting.	January 2010 - December 2010	\$60,000
Old Smith Highway Reconstruction.	January 2012 - December 2012	\$5,226,850
Poplar Lane Road Reconstruction.	January 2013 - December 2013	\$1,980,300
Southshore Access - Highway 2 (Beach Road).	January 2011 - December 2011	\$1,540,000
Bridge Capital Reconstruction Program.	January 2010 - December 2015	\$15,122,000
Devonshire Beach Road Reconstruction and Paving.	January 2010 - December 2014	\$0
Smith Hamlet Road and Drainage Phased Reconstruction.	January 2010 - December 2010	\$0
Enhance Slave Lake Airport operations.	January 2010 - December 2011	\$0
Assist with Slave Lake Airport infrastructure improvements.	January 2010 - December 2010	\$0
Smith Truckfill	January 2010 - December 2010	\$452,500
Smith Sewage Dumping Station	January 2010 - December 2010	\$452,500
Regional Solid Waste Management Systems	January 2010 - December 2014	\$0
Martin River Regional Water.	January 2013 - December 2013	\$6,577,000
South Mitsue Regional Water.	January 2015 - December 2015	\$7,458,900
Flatbush Residential Utility Servicing.	January 2014 - December 2014	\$70,950
Smith Residential Utility Servicing.	January 2014 - December 2014	\$70,950
Poplar Lane Waterline Improvements.	January 2010 - December 2014	\$0
Southshore (Canyon Creek) Raw Water Intake	January 2010 - December 2014	\$0
Smith Raw Water Intake	January 2010 - December 2010	\$1,581,700
Rural Drinking Water Hauling Initiative	January 2010 - December 2010	\$276,700
Sanitary System Monitoring and Maintenance.	January 2010 - December 2010	\$0
Southshore Wastewater System.	January 2010 - December 2010	\$1,706,700





Municipal District of Lesser Slave River No. 124

Southshore Septage Receiving Station.	January 2010 - December 2011	\$657,450
Southshore Biosolids Dewatering.	January 2010 - December 2011	\$326,500
Solid Waste Reduction Programs.	January 2010 - December 2014	\$0
The Municipal District will support regional economic development, business development and tourism initiatives.	January 2010 - December 2014	\$0
Branding	January 2010 - December 2014	\$0
Enhance Visitor Services	January 2010 - December 2014	\$0
Council recruitment initiatives.	August 2010 - September 2010	\$0
Council education.	January 2010 - December 2010	\$0
Effective community engagement.	January 2010 - December 2014	\$0
Utilize human resource best practices.	January 2010 - December 2014	\$0
Employee skill development and education.	January 2010 - December 2014	\$0
Empowering employees.	January 2010 - December 2010	\$0
Educate public on Municipal District Bylaws.	January 2010 - December 2014	\$0
Source funding for infrastructure improvements.	January 2010 - December 2010	\$0
Monitor traffic and future developments.	January 2010 - December 2015	\$19,707,640
Road maintenance protocols.	January 2010 - December 2010	\$0
Water rates based on cost recovery basis.	January 2010 - December 2015	\$0
Sanitary rates based on cost recovery basis.	January 2010 - December 2014	\$0
Appropriately resourced organization.	January 2010 - December 2014	\$0
Regional service delivery mechanisms.	January 2010 - December 2014	\$0
Participate in cost sharing of recreation services.	January 2010 - December 2014	\$0
Slave Lake Municipal District Shop Expansion.	January 2010 - December 2010	\$495,000
Flood risk mapping and long range planning.	January 2010 - December 2014	\$0
Lesser Slave River Weir - flow enhancements.	January 2012 - December 2012	\$100,000
Regional cooperation of fire service delivery.	January 2010 - December 2010	\$0
Appropriate fire services resource allocation.	January 2010 - December 2014	\$0
Emergency and disaster planning.	January 2010 - December 2014	\$0
Education of fire hazards and mitigation methods.	January 2010 - December 2010	\$0





Municipal District of Lesser Slave River No. 124

Utilize best practices to reduce fire risks.	January 2010 - December 2014	\$0
Joint forces operations with other agencies.	January 2010 - December 2014	\$0
Enforcement of provincial highway traffic statutes and Municipal District Bylaws.	January 2010 - December 2010	\$0
GPS - Rural Addressing Initiative.	January 2010 - December 2014	\$0
Planning in front of infrastructure development.	January 2010 - December 2014	\$0
Community development.	January 2010 - December 2010	\$0
Development control.	January 2010 - December 2014	\$0
Regional land use and infrastructure strategy.	January 2010 - December 2014	\$0
Increase awareness of agriculture and Municipal District services to support agriculture.	January 2010 - December 2014	\$0
Support and facilitate viable and sustainable agricultural production.	January 2010 - December 2014	\$0
Enforcement of provincial agricultural statutes and Municipal District Bylaws.	January 2010 - December 2014	\$0
Position Municipal District as a farm information access point for Municipal District residents.	January 2010 - December 2014	\$0
Provide opportunities for youth and seniors.	January 2010 - December 2014	\$0
Foster volunteerism.	January 2010 - December 2014	\$0
Tackling emerging social issues.	January 2010 - December 2014	\$0
Enhance cemeteries within the Municipal District.	January 2011 - December 2011	\$100,000
Support existing cemeteries within the Municipal District.	January 2010 - December 2014	\$0
Seniors housing.	January 2010 - December 2014	\$0
Promote education.	January 2010 - December 2014	\$0
Support recreation infrastructure.	January 2010 - December 2014	\$0
Slave Lake Arctic Ice Centre capital funding.	January 2010 - December 2012	\$1,200,000
Support enhanced local library services via the Peace Library System.	January 2010 - December 2014	\$0
Smith Arena capital repairs.	January 2010 - December 2014	\$0
Widewater Complex capital repairs.	January 2010 - December 2014	\$0
Pursue historical designation and preservation of sites.	January 2010 - December 2014	\$0
Provide and support public access points to key natural areas.	January 2010 - December 2014	\$0
Open space planning and development.	January 2010 - December 2010	\$0





Introduction

MUNICIPAL CHARACTERISTICS 2010:

Total Area of Municipality (hectares)	1,062,968	Population	2,820
Number of Hamlets	7	Number of Dwelling Units	1,372
Length of all Open Roads Maintained (kilometers)	698	Water Mains Length (kilometers)	52
Storm Drainage Mains Length (kilometers)	0	Wastewater Mains Length (kilometers)	46

ICSP OVERVIEW:

In May 2005, the New Deal for Cities and Communities (NDCC) between Canada and Alberta was signed to transfer federal gas tax funding to Alberta municipalities. Subsequently, each Alberta municipality was invited to join this program and signed an agreement with the Province of Alberta outlining the requirements and benefits under the program.

The NDCC provides financial assistance to municipalities to support the sustainability of capital municipal infrastructure. Through this investment municipalities have the opportunity to maintain or enhance economic, social and cultural opportunities and well being, while protecting and improving the quality of the environment.

Funding under this program supports the development of public transit systems, and water and wastewater systems, solid waste management, community energy systems, and community capacity building. For Alberta Association of Municipal Districts and Counties' (AAMDC) members, the funding may also be used for rehabilitation of municipal roads and bridges that enhance sustainability outcomes.

Included in the list of eligible projects are design and engineering services, vehicle purchase, construction and rehabilitation. In addition, the program may include barrier-free transportation initiatives to improve accessibility for seniors and persons with disabilities.

As part of the agreement, municipalities are required to develop an Integrated Community Sustainability Plan (ICSP) by 2009. This long-range plan has four dimensions – environmental, cultural, social and economic – to be developed through public consultation and will provide direction to their Multi-Year Capital Infrastructure Plan.

This report is produced with the assistance of the ICSP Toolkit, developed by AAMDC. It provides a summary of what our vision for Municipal District of Lesser Slave River No. 124 is in the future, how we will achieve this vision and how we will ensure its sustainability.





Current Situation

INTEGRATED VIEW:

The Municipal District of Lesser Slave River is located in the heart of Alberta and pulses with the energy of all that is "Rugged & Real" in a community. The "Rugged and Real" slogan also reflects both the benefits and challenges of the unparalleled opportunities for those who seek entrepreneurial excitement and relaxing lifestyles.

The Municipal District of Lesser Slave River encompasses 10,150 km² within which some 2,800 people reside - primarily in, and around, six small communities. Its appeal is much broader, however. Many persons commute from neighbouring municipalities to earn their livings from the thriving oil, gas and forestry industries. Others increasingly travel from more distant locales to enjoy the outdoor recreational opportunities that the area presents.

Charged with stewardship of this rich and vibrant region, Municipal District Council and Administration have adopted prudent planning and inter-municipal cooperative efforts with the Town of Slave Lake to ensure that both the economic prosperity and natural beauty are preserved for future generations.

ENVIRONMENT:

The municipality is close with its rural landscape and environment. Some of services it provides have an impact on the environment, including: transportation services; water and wastewater services; solid waste management services; facility services; and agriculture services.

The municipality maintains nearly 700 kilometres of roads and many bridges which are located throughout the municipality and provide access to residential, commercial and industrial properties. Specific services provided include: road maintenance; road gravelling; bridges; road surfacing; shoulder pulling; gravel/culvert/bridge maintenance; dust control; and local road construction.

The municipality also provides water and sanitary utility services along the south shore of Lesser Slave Lake as well as Flatbush and Smith.

The municipality is a member of the Athabasca Regional Waste Management Services Commission and Lesser Slave Lake Regional Waste Management Commission. Class II Landfills are operated at Lawrence Lake and Wagner. Solid waste transfer stations are also operated at Marten Beach, Flatbush and Smith.

Agriculture Services provides identification and information services on weed, pest and insect control, and are responsible for controlling weeds and providing roadside maintenance by spraying and mowing roadside ditches. The municipal district maintains an Agriculture Service Board, which is an advisory body that assists Council and the Minister of Agriculture Food and Rural Development in dealing with local agricultural concerns. Its mandate is to promote, enhance, develop and protect viable and sustainable agriculture which improving the economic viability of the agricultural producer. The municipality has also partnered with six other municipalities to create the North West





Municipal District of Lesser Slave River No. 124

Alliance Conservation Initiative. This partnership contributes to projects that demonstrate the importance of innovation in agriculture and environmental sustainability.

ECONOMIC:

The Municipal District Council has identified that it must continue to increase its non-residential tax base in an effort to improve servicing capacity. The population remains constant; however the lack of increase in population may be hampering the Municipal District's ability to attract new services and businesses.

CULTURAL:

The Municipal District is proud of its commitment toward healthy lifestyles through community and recreational activities including water sports, cross country skiing, horseback riding, cycling, quading, and snowmobiling. The jewel of the municipality is Lesser Slave Lake, with its beautiful beaches, uncrowded water and abundant fish. The Municipal District currently supports recreation and cultural facilities that enrich the lifestyle of its residents and plays an important role in adopting and implementing the principles of active living. The municipality provides funding to facilitate the region's leisure and recreation system, as well as fostering and developing municipal partnerships and community engagement.

Recreation and Cultural Facilities supported include: Widewater Complex (in Wagner, which includes an auditorium, kitchen, bar, ball diamonds and lakeside camping; Smith Agriplex (includes a kitchen, dance hall, curling rink and ice arena); Flatbush Community Hall (includes a facility that can facilitate approximately 350 people, ball diamonds, and a newly constructed playground); Canyon Creek Arena; Smith Arena; and Boat Launches (Lesser Slave River on the outskirts of the Town of Slave Lake and at Fawcett Lake north of Smith).

SOCIAL:

The Municipal District provides family support programs, access to library services, and maintains municipal reserves and open areas to encourage a healthy lifestyle and fulfilling quality of life for residents.

The Municipal District provides emergency management services, and plays a critical role in providing expertise and guidance relating to disaster situations and emergency preparedness, planning and response.

The Municipal District provides enforcement services to ensure that municipal bylaws are followed and traffic violations are minimized by patrolling the community and responding to complaints.

The Municipal District collaborates with the Town of Slave Lake to maintain a regional fire department.





Vision

INTEGRATED VIEW:

The Municipal District will continue to take action to enhance and support our local economy, ensuring that economic development is balanced with social, environmental and cultural concerns.

The Municipal District will minimize its consumption of non-renewable resources and creation of pollution and waste, to preserve resources and the environment for future generations.

Through the efforts of the Municipal District and others, the protection of our natural assets within our community such as Lesser Slave Lake, beaches, protected forest environments, other lakes and rivers will be a priority.

The municipality wants to strive to maintain and improve the quality of life for all our residents and ensure that our residents can meet their basic needs.

ENVIRONMENT:

The Municipal District will practice sound environmental stewardship. Municipal policies and programs will reflect a natural environment balanced by healthy agricultural and rural communities.

ECONOMIC:

The Municipal District will see results in a number of areas, including: scheduled air service; enhanced rail service; increase in population; new businesses; additional discretionary income; new marinas, viable agricultural producers, and skilled workers residing in the region.

CULTURAL:

The municipality will continue to recognize the importance of supporting recreation and culture in the region. It will continue to facilitate the provision of recreational programming and enhancements to existing facilities, and where needed, the building of new facilities.

SOCIAL:

The Municipal District will remain committed to placing a primary focus on service. This will be achieved by strengthening the effectiveness and efficiency of services, enhancing supports/services to maximize citizen potential, promoting the value of human services, and enhancing development of staff and volunteers.





Goals

Goal A: Maintain Safe Roads and Regional Airport.

The Municipal District will maintain a network of roads, and assist with operations at the Slave Lake Airport.

- Strategy 1: Southshore Access - Highway 2 (Wagner).
- Strategy 2: Southshore Drive Improvements/Reconstruction.
- Strategy 3: Northeast Mitsue Resource Corridor Construction.
- Strategy 4: Poplar Lane - Highway 2 Access Lighting.
- Strategy 5: Old Smith Highway Reconstruction.
- Strategy 6: Poplar Lane Road Reconstruction.
- Strategy 7: Southshore Access - Highway 2 (Beach Road).
- Strategy 8: Bridge Capital Reconstruction Program.
- Strategy 9: Devonshire Beach Road Reconstruction and Paving.
- Strategy 10: Smith Hamlet Road and Drainage Phased Reconstruction.
- Strategy 11: Enhance Slave Lake Airport operations.
- Strategy 12: Assist with Slave Lake Airport infrastructure improvements.

Goal B: Provide Safe and Environmentally Responsible Municipal District Utilities.

The Municipal District will develop and maintain water and wastewater systems where needed; as well as solid waste disposal and recycling systems.

- Strategy 1: Smith Truckfill
- Strategy 2: Smith Sewage Dumping Station
- Strategy 3: Regional Solid Waste Management Systems
- Strategy 4: Martin River Regional Water.
- Strategy 5: South Mitsue Regional Water.
- Strategy 6: Flatbush Residential Utility Servicing.
- Strategy 7: Smith Residential Utility Servicing.
- Strategy 8: Poplar Lane Waterline Improvements.
- Strategy 9: Southshore (Canyon Creek) Raw Water Intake
- Strategy 10: Smith Raw Water Intake
- Strategy 11: Rural Drinking Water Hauling Initiative
- Strategy 12: Sanitary System Monitoring and Maintenance.
- Strategy 13: Southshore Wastewater System.
- Strategy 14: Southshore Septage Receiving Station.
- Strategy 15: Southshore Biosolids Dewatering.
- Strategy 16: Solid Waste Reduction Programs.

Goal C: Economic Growth

Capitalize on our geographic location and realize our potential as a major route to the North and the Pacific.

- Strategy 1: The Municipal District will support regional economic development, business development and tourism initiatives.
- Strategy 2: Branding
- Strategy 3: Enhance Visitor Services





Municipal District of Lesser Slave River No. 124

Goal D: Provide Effective Governance and Service Delivery

Open and transparent decision making, supported by an educated staff of trained professionals providing services to residents.

Strategy 1: Council recruitment initiatives.

Strategy 2: Council education.

Strategy 3: Effective community engagement.

Strategy 4: Utilize human resource best practices.

Strategy 5: Employee skill development and education.

Strategy 6: Empowering employees.

Strategy 7: Educate public on Municipal District Bylaws.

Goal E: Sustainable Infrastructure and Taxation

Leverage our resources to provide needed services at affordable rates.

Strategy 1: Source funding for infrastructure improvements.

Strategy 2: Monitor traffic and future developments.

Strategy 3: Road maintenance protocols.

Strategy 4: Water rates based on cost recovery basis.

Strategy 5: Sanitary rates based on cost recovery basis.

Strategy 6: Appropriately resourced organization.

Strategy 7: Regional service delivery mechanisms.

Strategy 8: Participate in cost sharing of recreation services.

Strategy 9: Slave Lake Municipal District Shop Expansion.

Goal F: Local Government Assistance in Making the Municipal District a Safer Place

The Municipal District will assist in water management issues and provide emergency management, fire and bylaw services.

Strategy 1: Flood risk mapping and long range planning.

Strategy 2: Lesser Slave River Weir - flow enhancements.

Strategy 3: Regional cooperation of fire service delivery.

Strategy 4: Appropriate fire services resource allocation.

Strategy 5: Emergency and disaster planning.

Strategy 6: Education of fire hazards and mitigation methods.

Strategy 7: Utilize best practices to reduce fire risks.

Strategy 8: Joint forces operations with other agencies.

Strategy 9: Enforcement of provincial highway traffic statutes and Municipal District Bylaws.

Strategy 10: GPS - Rural Addressing Initiative.

Goal G: Effective Land Use Development and Community Planning

The Municipal District will develop, implement and monitor a land use plan. Plan our communities with consideration for environmental impact, design integrity, segregation of use, the nature of neighborhoods, the placement and type of local improvements, and the sense of privacy and space in rural settings.

Strategy 1: Planning in front of infrastructure development.

Strategy 2: Community development.

Strategy 3: Development control.

Strategy 4: Regional land use and infrastructure strategy.





Municipal District of Lesser Slave River No. 124

Goal H: Maintain an Agricultural Service Board.

Provide leadership, direction and extension in agriculture and rural development with a view to protect and enhance the environmental, economic and social well being of residents.

Strategy 1: Increase awareness of agriculture and Municipal District services to support agriculture.

Strategy 2: Support and facilitate viable and sustainable agricultural production.

Strategy 3: Enforcement of provincial agricultural statutes and Municipal District Bylaws.

Strategy 4: Position Municipal District as a farm information access point for Municipal District residents.

Goal I: Support Initiatives that Enhance Community Development

Support initiatives which support community development through assisting children, seniors and families.

Strategy 1: Provide opportunities for youth and seniors.

Strategy 2: Foster volunteerism.

Strategy 3: Tackling emerging social issues.

Strategy 4: Enhance cemeteries within the Municipal District.

Strategy 5: Support existing cemeteries within the Municipal District.

Strategy 6: Seniors housing.

Strategy 7: Promote education.

Goal J: Support Recreation and Culture Facilities that Provide Services to Municipal District Residents

Support initiatives for community halls, and places for recreation and socializing.

Strategy 1: Support recreation infrastructure.

Strategy 2: Slave Lake Arctic Ice Centre capital funding.

Strategy 3: Support enhanced local library services via the Peace Library System.

Strategy 4: Smith Arena capital repairs.

Strategy 5: Widewater Complex capital repairs.

Goal K: Open Space Development

Support initiatives which enable the public to enjoy municipal open space.

Strategy 1: Pursue historical designation and preservation of sites.

Strategy 2: Provide and support public access points to key natural areas.

Strategy 3: Open space planning and development.





Environment, Economic, Cultural and Social Strategic Alignment

1. SOUTHSHORE ACCESS - HIGHWAY 2 (WAGNER).

ENVIRONMENT

Safe, efficient and effective road network

2. SOUTHSHORE DRIVE IMPROVEMENTS/RECONSTRUCTION.

ENVIRONMENT

Safe, efficient and effective road network

3. NORTHEAST MITSUE RESOURCE CORRIDOR CONSTRUCTION.

ENVIRONMENT

Safe, efficient and effective road network

4. POPLAR LANE - HIGHWAY 2 ACCESS LIGHTING.

ENVIRONMENT

Safe, efficient and effective road network

5. OLD SMITH HIGHWAY RECONSTRUCTION.

ENVIRONMENT

Safe, efficient and effective road network

6. POPLAR LANE ROAD RECONSTRUCTION.

ENVIRONMENT

Safe, efficient and effective road network

7. SOUTHSHORE ACCESS - HIGHWAY 2 (BEACH ROAD).

ENVIRONMENT

Safe, efficient and effective road network

8. BRIDGE CAPITAL RECONSTRUCTION PROGRAM.

ENVIRONMENT

Safe, efficient and effective road network

9. DEVONSHIRE BEACH ROAD RECONSTRUCTION AND PAVING.

ENVIRONMENT

Safe, efficient and effective road network





Municipal District of Lesser Slave River No. 124

10. SMITH HAMLET ROAD AND DRAINAGE PHASED RECONSTRUCTION.

ENVIRONMENT

Safe, efficient and effective road network

11. ENHANCE SLAVE LAKE AIRPORT OPERATIONS.

ENVIRONMENT

Sustainable infrastructure

12. ASSIST WITH SLAVE LAKE AIRPORT INFRASTRUCTURE IMPROVEMENTS.

ENVIRONMENT

Sustainable infrastructure

13. SMITH TRUCKFILL

ENVIRONMENT

Sustainable infrastructure

14. SMITH SEWAGE DUMPING STATION

ENVIRONMENT

Environmentally responsible MD sanitary systems and reduced pollution

15. REGIONAL SOLID WASTE MANAGEMENT SYSTEMS

ENVIRONMENT

Environmentally responsible MD solid waste disposal system

16. MARTIN RIVER REGIONAL WATER.

ENVIRONMENT

Safe and secure MD water systems

17. SOUTH MITSUE REGIONAL WATER.

ENVIRONMENT

Safe and secure MD water systems

18. FLATBUSH RESIDENTIAL UTILITY SERVICING.

ENVIRONMENT

Sustainable infrastructure

19. SMITH RESIDENTIAL UTILITY SERVICING.

ENVIRONMENT

Sustainable infrastructure

20. POPLAR LANE WATERLINE IMPROVEMENTS.

ENVIRONMENT

Sustainable infrastructure



Municipal District of Lesser Slave River No. 124

21. SOUTHSHORE (CANYON CREEK) RAW WATER INTAKE

ENVIRONMENT

Sustainable infrastructure

22. SMITH RAW WATER INTAKE

ENVIRONMENT

Sustainable infrastructure

23. RURAL DRINKING WATER HAULING INITIATIVE

ENVIRONMENT

Sustainable infrastructure

24. SANITARY SYSTEM MONITORING AND MAINTENANCE.

ENVIRONMENT

Sustainable infrastructure

25. SOUTHSHORE WASTEWATER SYSTEM.

ENVIRONMENT

Environmentally responsible MD sanitary systems and reduced pollution

26. SOUTHSHORE SEPTAGE RECEIVING STATION.

ENVIRONMENT

Environmentally responsible MD sanitary systems and reduced pollution

27. SOUTHSHORE BIOSOLIDS DEWATERING.

ENVIRONMENT

Environmentally responsible MD sanitary systems and reduced pollution

28. SOLID WASTE REDUCTION PROGRAMS.

ENVIRONMENT

Prevent resource abuse

29. THE MUNICIPAL DISTRICT WILL SUPPORT REGIONAL ECONOMIC DEVELOPMENT, BUSINESS DEVELOPMENT AND TOURISM INITIATIVES.

ECONOMIC

Strong and vibrant business community

30. BRANDING

ECONOMIC

Forest and recreation lifestyle



Municipal District of Lesser Slave River No. 124

31. ENHANCE VISITOR SERVICES

ECONOMIC

Unique place in Alberta

32. COUNCIL RECRUITMENT INITIATIVES.

SOCIAL

Diversity that reflects the population

33. COUNCIL EDUCATION.

SOCIAL

Provide effective governance

34. EFFECTIVE COMMUNITY ENGAGEMENT.

SOCIAL

Open and transparent government

35. UTILIZE HUMAN RESOURCE BEST PRACTICES.

SOCIAL

Effective and efficient staff

36. EMPLOYEE SKILL DEVELOPMENT AND EDUCATION.

SOCIAL

Safe and educated staff

37. EMPOWERING EMPLOYEES.

SOCIAL

Ongoing SWOT analysis for MD's benefit

38. EDUCATE PUBLIC ON MUNICIPAL DISTRICT BYLAWS.

SOCIAL

Protect/preserve the integrity of municipal infrastructure and private property

39. SOURCE FUNDING FOR INFRASTRUCTURE IMPROVEMENTS.

ENVIRONMENT

Roads supported by responsible taxation

40. MONITOR TRAFFIC AND FUTURE DEVELOPMENTS.

ENVIRONMENT

Safe, efficient and effective road network

41. ROAD MAINTENANCE PROTOCOLS.

ENVIRONMENT

Safe, efficient and effective road network



Municipal District of Lesser Slave River No. 124

42. WATER RATES BASED ON COST RECOVERY BASIS.

ENVIRONMENT

Sustainable infrastructure

43. SANITARY RATES BASED ON COST RECOVERY BASIS.

ENVIRONMENT

Sustainable infrastructure

44. APPROPRIATELY RESOURCED ORGANIZATION.

SOCIAL

Apolitical and ethical staff

45. REGIONAL SERVICE DELIVERY MECHANISMS.

CULTURAL

Avoid duplicity in service

46. PARTICIPATE IN COST SHARING OF RECREATION SERVICES.

SOCIAL

Enhanced lifestyle

47. SLAVE LAKE MUNICIPAL DISTRICT SHOP EXPANSION.

ENVIRONMENT

Sustainable infrastructure

48. FLOOD RISK MAPPING AND LONG RANGE PLANNING.

ENVIRONMENT

Safeguard water bodies such as Lesser Slave Lake and Athabasca River

49. LESSER SLAVE RIVER WEIR - FLOW ENHANCEMENTS.

ENVIRONMENT

Safeguard water bodies such as Lesser Slave Lake and Athabasca River

50. REGIONAL COOPERATION OF FIRE SERVICE DELIVERY.

SOCIAL

Minimize loss through fire

51. APPROPRIATE FIRE SERVICES RESOURCE ALLOCATION.

SOCIAL

Minimize loss through fire

52. EMERGENCY AND DISASTER PLANNING.

SOCIAL

Minimize loss through fire



Municipal District of Lesser Slave River No. 124

53. EDUCATION OF FIRE HAZARDS AND MITIGATION METHODS.

SOCIAL

Minimize loss through fire

54. UTILIZE BEST PRACTICES TO REDUCE FIRE RISKS.

SOCIAL

Minimize loss through fire

55. JOINT FORCES OPERATIONS WITH OTHER AGENCIES.

SOCIAL

Protect/preserve the integrity of municipal infrastructure and private property

56. ENFORCEMENT OF PROVINCIAL HIGHWAY TRAFFIC STATUTES AND MUNICIPAL DISTRICT BYLAWS.

SOCIAL

Protect/preserve the integrity of municipal infrastructure and private property

57. GPS - RURAL ADDRESSING INITIATIVE.

ENVIRONMENT

Safe, efficient and effective road network

58. PLANNING IN FRONT OF INFRASTRUCTURE DEVELOPMENT.

ECONOMIC

Land use plan

59. COMMUNITY DEVELOPMENT.

ECONOMIC

Communities with character

60. DEVELOPMENT CONTROL.

ECONOMIC

Responsible land use planning

61. REGIONAL LAND USE AND INFRASTRUCTURE STRATEGY.

SOCIAL

Create a strong region

62. INCREASE AWARENESS OF AGRICULTURE AND MUNICIPAL DISTRICT SERVICES TO SUPPORT AGRICULTURE.

ENVIRONMENT

Traditional farm families



Municipal District of Lesser Slave River No. 124

63. SUPPORT AND FACILITATE VIABLE AND SUSTAINABLE AGRICULTURAL PRODUCTION.

ENVIRONMENT

Stewardship (people/land/air/water/animals)

64. ENFORCEMENT OF PROVINCIAL AGRICULTURAL STATUTES AND MUNICIPAL DISTRICT BYLAWS.

ENVIRONMENT

Equitable and consistent administration of Acts and policies

65. POSITION MUNICIPAL DISTRICT AS A FARM INFORMATION ACCESS POINT FOR MUNICIPAL DISTRICT RESIDENTS.

ENVIRONMENT

Partnering and cooperation

66. PROVIDE OPPORTUNITIES FOR YOUTH AND SENIORS.

SOCIAL

Strong community values

67. FOSTER VOLUNTEERISM.

SOCIAL

Sense of community

68. TACKLING EMERGING SOCIAL ISSUES.

SOCIAL

Improved lifestyle and health of families

69. ENHANCE CEMETERIES WITHIN THE MUNICIPAL DISTRICT.

SOCIAL

Civic responsibility

70. SUPPORT EXISTING CEMETERIES WITHIN THE MUNICIPAL DISTRICT.

SOCIAL

Cooperative planning

71. SENIORS HOUSING.

SOCIAL

Enhanced lifestyle

72. PROMOTE EDUCATION.

SOCIAL

Enhanced education opportunities



Municipal District of Lesser Slave River No. 124

73. SUPPORT RECREATION INFRASTRUCTURE.

CULTURAL

Enhanced lifestyle

74. SLAVE LAKE ARCTIC ICE CENTRE CAPITAL FUNDING.

CULTURAL

Enhanced lifestyle

75. SUPPORT ENHANCED LOCAL LIBRARY SERVICES VIA THE PEACE LIBRARY SYSTEM.

CULTURAL

Breakdown barriers of isolation

76. SMITH ARENA CAPITAL REPAIRS.

CULTURAL

Enhanced lifestyle

77. WIDEWATER COMPLEX CAPITAL REPAIRS.

CULTURAL

Enhanced lifestyle

78. PURSUE HISTORICAL DESIGNATION AND PRESERVATION OF SITES.

CULTURAL

Sense of place and heritage

79. PROVIDE AND SUPPORT PUBLIC ACCESS POINTS TO KEY NATURAL AREAS.

CULTURAL

Enhanced lifestyle

80. OPEN SPACE PLANNING AND DEVELOPMENT.

CULTURAL

Enhanced lifestyle





Strategy Details

GOAL A: MAINTAIN SAFE ROADS AND REGIONAL AIRPORT.

Strategy 1: Southshore Access - Highway 2 (Wagner).

Provide right size infrastructure.

Time Frame	Budget - Capital	Budget - Operating	Performance Measure	Target
January 2010-December 2011	\$1,055,000	\$0	Construction completed.	2011

Plan to Sustain

The Municipal District will maintain the project to established standards and guidelines. Appropriate levels of funding will be provided for this maintenance within the Municipal District's operating budget.

Community Involvement

Who	How	When	Why	Cost
32			Safe, efficient and effective road network.	

Strategy 2: Southshore Drive Improvements/Reconstruction.

Provide right size infrastructure.

Time Frame	Budget - Capital	Budget - Operating	Performance Measure	Target
January 2010-December 2010	\$1,430,000	\$0	Construction completed.	2010

Plan to Sustain

The Municipal District will maintain this project to established standards and guidelines. Appropriate levels of funding will be provided for this maintenance within the Municipal District's operating budget.

Community Involvement

Who	How	When	Why	Cost
32			Safe, efficient and effective road network.	

Strategy 3: Northeast Mitsue Resource Corridor Construction.

Provide right size infrastructure.

Time Frame	Budget - Capital	Budget - Operating	Performance Measure	Target
January 2012-December 2012	\$2,873,200	\$0	Construction completed.	2012

Plan to Sustain

The Municipal District will maintain this project to established standards and guidelines. Appropriate levels of funding will be provided for this maintenance within the Municipal District's operating budget.

Community Involvement

Who	How	When	Why	Cost
32			Safe, efficient and effective road network.	





Municipal District of Lesser Slave River No. 124

Strategy 4: Poplar Lane - Highway 2 Access Lighting.

Provide right size infrastructure.

Time Frame	Budget - Capital	Budget - Operating	Performance Measure	Target
January 2010-December 2010	\$60,000	\$0	Lighting installed	2010

Plan to Sustain

The Municipal District will enter into an agreement with the electricity service provider to ensure the lights are maintained. Appropriate funding will be provided to pay for this maintenance within the Municipal District's operating budget.

Community Involvement

Who	How	When	Why	Cost
32			Safe, efficient and effective road network.	

Strategy 5: Old Smith Highway Reconstruction.

Provide right size infrastructure.

Time Frame	Budget - Capital	Budget - Operating	Performance Measure	Target
January 2012-December 2012	\$5,226,850	\$0	Construction completed	2012

Plan to Sustain

The Municipal District will maintain this project to established standards and guidelines. Appropriate levels of funding will be provided within the operating budget to pay for this maintenance cost.

Community Involvement

Who	How	When	Why	Cost
32			Safe, efficient and effective road network.	

Strategy 6: Poplar Lane Road Reconstruction.

Provide right size infrastructure.

Time Frame	Budget - Capital	Budget - Operating	Performance Measure	Target
January 2013-December 2013	\$1,980,300	\$0	Construction completed	2013

Plan to Sustain

The Municipal District will maintain this project to established standards and guidelines. Appropriate levels of funding will be provided for this maintenance within the Municipal District's operating budget.

Community Involvement

Who	How	When	Why	Cost
32			Safe, efficient and effective road network.	

Strategy 7: Southshore Access - Highway 2 (Beach Road).

Provide right size infrastructure.

Time Frame	Budget - Capital	Budget - Operating	Performance Measure	Target
January 2011-December 2011	\$1,540,000	\$0	Construction completed	2011

Plan to Sustain

The Municipal District will maintain this project to established standards and guidelines. Appropriate levels of funding will be provided for this maintenance within the Municipal District's operating budget.

Community Involvement

Who	How	When	Why	Cost
32			Safe, efficient and effective road network.	





Municipal District of Lesser Slave River No. 124

Strategy 8: Bridge Capital Reconstruction Program.

Provide right size infrastructure.

Time Frame	Budget - Capital	Budget - Operating	Performance Measure	Target
January 2010-December 2015	\$15,122,000	\$0	Complete all projects eligible for Alberta Transportation Funding	Annual Review

Plan to Sustain

The Municipal District will maintain this project to established standards and guidelines. Appropriate levels of funding will be provided for this maintenance within the Municipal District's operating budget.

Community Involvement

Who	How	When	Why	Cost
32			Safe, efficient and effective road network.	

Strategy 9: Devonshire Beach Road Reconstruction and Paving.

Provide right size infrastructure.

Time Frame	Budget - Capital	Budget - Operating	Performance Measure	Target
January 2010-December 2014	\$0	\$0	Construction completed.	2014

Plan to Sustain

The Municipal District will maintain this project to established standards and guidelines. Appropriate levels of funding will be provided for this maintenance within the Municipal District's operating budget.

Community Involvement

Who	How	When	Why	Cost
32			Safe, efficient and effective road network.	

Strategy 10: Smith Hamlet Road and Drainage Phased Reconstruction.

Provide right size infrastructure.

Time Frame	Budget - Capital	Budget - Operating	Performance Measure	Target
January 2010-December 2010	\$0	\$0	Construction completed	2010

Plan to Sustain

The Municipal District will maintain this project to established standards and guidelines. Appropriate levels of funding will be provided for this maintenance within the Municipal District's operating budget.

Community Involvement

Who	How	When	Why	Cost
32			Safe, efficient and effective road network.	





Municipal District of Lesser Slave River No. 124

Strategy 11: Enhance Slave Lake Airport operations.

Undertake SWOT analysis for facility.

Time Frame	Budget - Capital	Budget - Operating	Performance Measure	Target
January 2010-December 2011	\$0	\$0	Identify future initiatives	2011

Plan to Sustain

The Municipal District will partner with the Town of Slave Lake to ensure that the Slave Lake Airport remains open and active. The Municipal District will ensure that appropriate levels of funding will be provided for this maintenance within the Municipal District's operating budget.

Community Involvement

Who	How	When	Why	Cost
33			Sustainable infrastructure	

Partnering Opportunity

Town of Slave Lake

Strategy 12: Assist with Slave Lake Airport infrastructure improvements.

Construct new terminal and road upgrades.

Time Frame	Budget - Capital	Budget - Operating	Performance Measure	Target
January 2010-December 2010	\$0	\$0	New terminal constructed	2010

Plan to Sustain

The Municipal District will partner with the Town of Slave Lake to ensure that the Slave Lake Airport remains open and active. The Municipal District will ensure that appropriate levels of funding will be provided for this maintenance within the Municipal District's operating budget.

Community Involvement

Who	How	When	Why	Cost
33			Sustainable infrastructure	

Partnering Opportunity

Town of Slave Lake

GOAL B: PROVIDE SAFE AND ENVIRONMENTALLY RESPONSIBLE MUNICIPAL DISTRICT UTILITIES.

Strategy 1: Smith Truckfill

Provide water services to meet the needs of Municipal District residents and businesses.

Time Frame	Budget - Capital	Budget - Operating	Performance Measure	Target
January 2010-December 2010	\$452,500	\$0	Truckfill completed	December 2010

Plan to Sustain

The Municipal District will maintain this project to established standards and guidelines. Appropriate levels of funding will be provided for this maintenance within the Municipal District's operating budget.

Community Involvement

Who	How	When	Why	Cost
41			Sustainable infrastructure	



Municipal District of Lesser Slave River No. 124

Strategy 2: Smith Sewage Dumping Station

Ensure Municipal District sanitary systems are maintained to established standards and policies.

Time Frame	Budget - Capital	Budget - Operating	Performance Measure	Target
January 2010-December 2010	\$452,500	\$0	Sewage dumping station completed	2010

Plan to Sustain

The Municipal District will maintain this project to established standards and guidelines. Appropriate levels of funding will be provided for this maintenance within the Municipal District's operating budget.

Community Involvement

Who	How	When	Why	Cost
42			Environmentally responsible MD sanitary systems and reduced pollution	

Strategy 3: Regional Solid Waste Management Systems

Participate in the Athabasca Regional Waste Management Services Commission and Lesser Slave Lake Regional Waste Management Services Commission.

Time Frame	Budget - Capital	Budget - Operating	Performance Measure	Target
January 2010-December 2014	\$0	\$0	Ongoing membership	Ongoing

Plan to Sustain

The Municipal District will continue its membership on the Lesser Slave Lake Regional Waste Management Services Commission and the Athabasca Regional Waste Management Services Commission.

Community Involvement

Who	How	When	Why	Cost
43			Environmentally responsible MD solid waste disposal system	

Strategy 4: Martin River Regional Water.

Establish and maintain a regional water system.

Time Frame	Budget - Capital	Budget - Operating	Performance Measure	Target
January 2013-December 2013	\$6,577,000	\$0	Study undertaken	2013

Plan to Sustain

The Municipal District will implement only those programs that can be effectively accommodated within the capital and operating budgets.

Community Involvement

Who	How	When	Why	Cost
41			Safe and secure MD water systems	



Municipal District of Lesser Slave River No. 124

Strategy 5: South Mitsue Regional Water.

Establish and maintain a regional water system.

Time Frame	Budget - Capital	Budget - Operating	Performance Measure	Target
January 2015-December 2015	\$7,458,900	\$0	Study undertaken	2015

Plan to Sustain

The Municipal District will implement only those programs that can be effectively accommodated within the capital and operating budgets.

Community Involvement

Who	How	When	Why	Cost
41			Safe and secure MD water systems	

Strategy 6: Flatbush Residential Utility Servicing.

Provide water services to meet the needs of Municipal District residents and businesses.

Time Frame	Budget - Capital	Budget - Operating	Performance Measure	Target
January 2014-December 2014	\$70,950	\$0	Additional services installed	2014

Plan to Sustain

The Municipal District will maintain this project to established standards and guidelines. Appropriate levels of funding will be provided for this maintenance within the Municipal District's operating budget.

Community Involvement

Who	How	When	Why	Cost
41			Sustainable infrastructure	

Strategy 7: Smith Residential Utility Servicing.

Provide water services to meet the needs of Municipal District residents and businesses.

Time Frame	Budget - Capital	Budget - Operating	Performance Measure	Target
January 2014-December 2014	\$70,950	\$0	Additional services installed.	2014

Plan to Sustain

The Municipal District will maintain this project to established standards and guidelines. Appropriate levels of funding will be provided for this maintenance within the Municipal District's operating budget.

Community Involvement

Who	How	When	Why	Cost
41			Sustainable infrastructure	





Municipal District of Lesser Slave River No. 124

Strategy 8: Poplar Lane Waterline Improvements.

Provide water services to meet the needs of Municipal District residents and businesses.

Time Frame	Budget - Capital	Budget - Operating	Performance Measure	Target
January 2010-December 2014	\$0	\$0	Construction completed	2010

Plan to Sustain

The Municipal District will maintain this project to established standards and guidelines. Appropriate levels of funding will be provided for this maintenance within the Municipal District's operating budget.

Community Involvement

Who	How	When	Why	Cost
41			Sustainable infrastructure	

Strategy 9: Southshore (Canyon Creek) Raw Water Intake

Provide water services to meet the needs of Municipal District residents and businesses.

Time Frame	Budget - Capital	Budget - Operating	Performance Measure	Target
January 2010-December 2014	\$0	\$0	New water intake installed	2014

Plan to Sustain

The Municipal District will maintain this project to established standards and guidelines. Appropriate levels of funding will be provided for this maintenance within the Municipal District's operating budget.

Community Involvement

Who	How	When	Why	Cost
41			Sustainable infrastructure	

Strategy 10: Smith Raw Water Intake

Provide water services to meet the needs of Municipal District residents and businesses.

Time Frame	Budget - Capital	Budget - Operating	Performance Measure	Target
January 2010-December 2010	\$1,581,700	\$0	Intake installed	2010

Plan to Sustain

The Municipal District will maintain this project to established standards and guidelines. Appropriate levels of funding will be provided for this maintenance within the Municipal District's operating budget.

Community Involvement

Who	How	When	Why	Cost
41			Sustainable infrastructure	





Municipal District of Lesser Slave River No. 124

Strategy 11: Rural Drinking Water Hauling Initiative

Provide water services to meet the needs of Municipal District residents and businesses.

Time Frame	Budget - Capital	Budget - Operating	Performance Measure	Target
January 2010-December 2010	\$276,700	\$0	Additional residents having access to drinking water	2010

Plan to Sustain

The Municipal District will maintain this project to established standards and guidelines. Appropriate levels of funding will be provided for this maintenance within the Municipal District's operating budget.

Community Involvement

Who	How	When	Why	Cost
41			Sustainable infrastructure	

Strategy 12: Sanitary System Monitoring and Maintenance.

Ensure Municipal District wastewater systems are maintained to established standards and policies.

Time Frame	Budget - Capital	Budget - Operating	Performance Measure	Target
January 2010-December 2010	\$0	\$0	System meeting provincial standards.	Ongoing

Plan to Sustain

The Municipal District will maintain this project to established standards and guidelines. Appropriate levels of funding will be provided for this maintenance within the Municipal District's operating budget.

Community Involvement

Who	How	When	Why	Cost
42			Environmentally responsible MD sanitary systems and reduced pollution	

Strategy 13: Southshore Wastewater System.

Ensure Municipal District wastewater systems are maintained to established standards and policies.

Time Frame	Budget - Capital	Budget - Operating	Performance Measure	Target
January 2010-December 2010	\$1,706,700	\$0	Additional residents serviced by system	2010

Plan to Sustain

The Municipal District will maintain this project to established standards and guidelines. Appropriate levels of funding will be provided for this maintenance within the Municipal District's operating budget.

Community Involvement

Who	How	When	Why	Cost
42			Environmentally responsible MD sanitary systems and reduced pollution	





Municipal District of Lesser Slave River No. 124

Strategy 14: Southshore Septage Receiving Station.

Ensure Municipal District wastewater systems are maintained to established standards and policies.

Time Frame	Budget - Capital	Budget - Operating	Performance Measure	Target
January 2010-December 2011	\$657,450	\$0	Construction completed	2011

Plan to Sustain

The Municipal District will maintain this project to established standards and guidelines. Appropriate levels of funding will be provided for this maintenance within the Municipal District's operating budget.

Community Involvement

Who	How	When	Why	Cost
42			Environmentally responsible MD sanitary systems and reduced pollution	

Strategy 15: Southshore Biosolids Dewatering.

Ensure Municipal District wastewater systems are maintained to established standards and policies.

Time Frame	Budget - Capital	Budget - Operating	Performance Measure	Target
January 2010-December 2011	\$326,500	\$0	New system installed	2011

Plan to Sustain

The Municipal District will maintain this project to established standards and guidelines. Appropriate levels of funding will be provided for this maintenance within the Municipal District's operating budget.

Community Involvement

Who	How	When	Why	Cost
42			Environmentally responsible MD sanitary systems and reduced pollution	

Strategy 16: Solid Waste Reduction Programs.

Reduce the amount of solid waste landfilled.

Time Frame	Budget - Capital	Budget - Operating	Performance Measure	Target
January 2010-December 2014	\$0	\$0	New waste reduction initiative undertaken	2014

Plan to Sustain

The Municipal District will implement only those waste reduction programs that can be accommodate for within the Municipal District's capital and operating budgets.

Community Involvement

Who	How	When	Why	Cost
43			Prevent resource abuse	

Partnering Opportunity

Other Municipalities





Municipal District of Lesser Slave River No. 124

GOAL C: ECONOMIC GROWTH

Strategy 1: The Municipal District will support regional economic development, business development and tourism initiatives.

The Municipal District will participate in the Lesser Slave Lake Regional Economic Alliance, Big Lake Country Tourism and Community Futures.

Time Frame	Budget - Capital	Budget - Operating	Performance Measure	Target
January 2010-December 2014	\$0	\$0	Continued membership.	Ongoing

Plan to Sustain

The Municipal District will maintain memberships in economic development, business development and tourism marketing initiatives.

Community Involvement

Who	How	When	Why	Cost
69	The Municipal District will engage key sectors to benchmark performance.	Ongoing	Create a strong and vibrant business community.	\$0

Partnering Opportunity

Other Municipalities, Businesses and Tourism Organizations

Strategy 2: Branding

The Municipal District will promote the "Rugged and Real" brand.

Time Frame	Budget - Capital	Budget - Operating	Performance Measure	Target
January 2010-December 2014	\$0	\$0	Development of a marketing package aimed at businesses and residents. Enhancement of the municipal district website.	Ongoing

Plan to Sustain

The Municipal District will market the "Rugged and Real" brand.

Community Involvement

Who	How	When	Why	Cost
69	The Municipal District will create promotional materials.	Ongoing	Promote a forest and recreation lifestyle.	\$0

Strategy 3: Enhance Visitor Services

The Municipal District will promote increased awareness and use at the Visitor Information Centre.

Time Frame	Budget - Capital	Budget - Operating	Performance Measure	Target
January 2010-December 2014	\$0	\$0	Provide additional services at Visitor Information Centre	2014

Plan to Sustain

The Municipal District will support projects related to visitor enhancement.

Community Involvement

Who	How	When	Why	Cost
69	The Municipal District will participate in initiatives that enhance the Visitor Information Centre.	Ongoing	Visitors to regard Municipal District as a unique place in Alberta.	\$0

Partnering Opportunity

Town of Slave Lake

GOAL D: PROVIDE EFFECTIVE GOVERNANCE AND SERVICE DELIVERY





Municipal District of Lesser Slave River No. 124

Strategy 1: Council recruitment initiatives.

Pre-orientation for prospective Councilors.

Time Frame	Budget - Capital	Budget - Operating	Performance Measure	Target
August 2010-September 2010	\$0	\$0	Elections to be held in a majority of electoral divisions.	2010

Plan to Sustain

The Municipal District will undertake efforts to ensure that there is interest in the community to run for Council. The Municipal District will undertake an analysis following municipal elections to determine what worked and what didn't work.

Community Involvement

Who	How	When	Why	Cost
11			Diversity that reflects the population	

Strategy 2: Council education.

Develop knowledge for local elected officials.

Time Frame	Budget - Capital	Budget - Operating	Performance Measure	Target
January 2010-December 2010	\$0	\$0	Council orientation session undertaken.	2010

Plan to Sustain

The Municipal District will allocate funds within its operating budget for Council education initiatives.

Community Involvement

Who	How	When	Why	Cost
11			Provide effective governance	

Strategy 3: Effective community engagement.

Effective decision-making - policy, programs, strategy and corporate direction.

Time Frame	Budget - Capital	Budget - Operating	Performance Measure	Target
January 2010-December 2014	\$0	\$0	Additional community engagement tools utilized by staff	2014

Plan to Sustain

The Municipal District will continually assess and implement new ways to engage its citizens. The Municipal District will undertake an analysis following implementation to determine if the program/service is successful.

Community Involvement

Who	How	When	Why	Cost
11			Open and transparent government	



Municipal District of Lesser Slave River No. 124

Strategy 4: Utilize human resource best practices.

Career paths for employees, benchmarking and capable recruitment.

Time Frame	Budget - Capital	Budget - Operating	Performance Measure	Target
January 2010-December 2014	\$0	\$0		Ongoing

Plan to Sustain

The Municipal District will ensure that best practices are used.

Community Involvement

Who	How	When	Why	Cost
12			Effective and efficient staff	

Strategy 5: Employee skill development and education.

Appropriate resourced organization.

Time Frame	Budget - Capital	Budget - Operating	Performance Measure	Target
January 2010-December 2014	\$0	\$0		Ongoing

Plan to Sustain

The Municipal District will allocate funds within its operating budget for employee skill development and education.

Community Involvement

Who	How	When	Why	Cost
12			Safe and educated staff	

Strategy 6: Empowering employees.

Provide policy support for Council.

Time Frame	Budget - Capital	Budget - Operating	Performance Measure	Target
January 2010-December 2010	\$0	\$0		Ongoing

Plan to Sustain

The Municipal District will endeavor to develop succession planning through empowering employees to better themselves and become more responsible with the day to day decision making.

Community Involvement

Who	How	When	Why	Cost
12			Ongoing SWOT analysis for MD's benefit	



Municipal District of Lesser Slave River No. 124

Strategy 7: Educate public on Municipal District Bylaws.

Educate the public with respect to the Bylaws of the Municipal District.

Time Frame	Budget - Capital	Budget - Operating	Performance Measure	Target
January 2010-December 2014	\$0	\$0		Ongoing

Plan to Sustain

The Municipal District will undertake efforts to educate its public on Bylaws. The Municipal District will undertake an analysis following implementation of each project to determine what worked and what didn't work.

Community Involvement

Who	How	When	Why	Cost
26			Protect/preserve the integrity of municipal infrastructure and private property	

GOAL E: SUSTAINABLE INFRASTRUCTURE AND TAXATION

Strategy 1: Source funding for infrastructure improvements.

The Municipal District will fund projects appropriately through: off-site levies, Community Aggregate Program, special arrangements, grants, developers, etc.

Time Frame	Budget - Capital	Budget - Operating	Performance Measure	Target
January 2010-December 2010	\$0	\$0	Additional funding for projects is sourced	2010

Plan to Sustain

The Municipal District will continually engage the private sector, provincial government and federal government to source funding for capital infrastructure improvements.

Community Involvement

Who	How	When	Why	Cost
32	Staff to research innovative financing for major capital projects.	Ongoing	Roads supported by responsible taxation.	\$0

Strategy 2: Monitor traffic and future developments.

Provide right size infrastructure.

Time Frame	Budget - Capital	Budget - Operating	Performance Measure	Target
January 2010-December 2015	\$19,707,640	\$0	The Municipal District will continually monitor the traffic flow and condition of roads under its jurisdiction.	2015

Plan to Sustain

The Municipal District will put in place protocols concerning measuring and quantifying traffic volumes and conditions of roads maintained by the municipality.

Community Involvement

Who	How	When	Why	Cost
32	Use of traffic counters, road testing equipment and monitoring new development.	Ongoing	Safe, efficient and effective road network.	\$0





Municipal District of Lesser Slave River No. 124

Strategy 3: Road maintenance protocols.

Provide right size infrastructure.

Time Frame	Budget - Capital	Budget - Operating	Performance Measure	Target
January 2010-December 2010	\$0	\$0	The Municipal District will maintain roads to established standards, practices and policies.	Ongoing

Plan to Sustain

The Municipal District will retain and enhance road maintenance protocols.

Community Involvement

Who	How	When	Why	Cost
32	Maintain roads to acceptable standards.	Ongoing	Safe, efficient and effective road network.	\$0

Strategy 4: Water rates based on cost recovery basis.

Establish water services to meet the needs of Municipal District citizens and businesses.

Time Frame	Budget - Capital	Budget - Operating	Performance Measure	Target
January 2010-December 2015	\$0	\$0	Utility rate model utilized	Ongoing

Plan to Sustain

The Municipal District will operate all its utilities utilizing a utility rate model to ensure that all costs for the service are borne by the users.

Community Involvement

Who	How	When	Why	Cost
41	Use utility rate model.	Ongoing	Sustainable infrastructure.	\$0

Strategy 5: Sanitary rates based on cost recovery basis.

Establish sanitary services to meet the needs of Municipal District citizens and businesses.

Time Frame	Budget - Capital	Budget - Operating	Performance Measure	Target
January 2010-December 2014	\$0	\$0	Utility rate model utilized.	Ongoing

Plan to Sustain

The Municipal District will operate all its utilities utilizing a utility rate model to ensure that all costs for the service are borne by the users.

Community Involvement

Who	How	When	Why	Cost
42	Use utility rate model.	Ongoing	Sustainable infrastructure.	\$0





Municipal District of Lesser Slave River No. 124

Strategy 6: Appropriately resourced organization.

Provide policy support for Council.

Time Frame	Budget - Capital	Budget - Operating	Performance Measure	Target
January 2010-December 2014	\$0	\$0	Business Plan including Capital and Operating Budget	Ongoing

Plan to Sustain

The municipality will utilize sound business planning practices to ensure that capital and operating budgets are developed and sustainable.

Community Involvement

Who	How	When	Why	Cost
12	Finance to ensure taxation supports spending.	Ongoing	Apolitical and ethical staff.	\$0

Strategy 7: Regional service delivery mechanisms.

Undertake SWOT analysis to determine if services can be delivered more efficiently and effectively on a regional basis.

Time Frame	Budget - Capital	Budget - Operating	Performance Measure	Target
January 2010-December 2014	\$0	\$0	SWOT analysis undertaken.	Ongoing

Plan to Sustain

The Municipal District will continually seek out additional partnerships which may benefit residents.

Community Involvement

Who	How	When	Why	Cost
15	Undertake SWOT analysis.	Ongoing	Avoid duplicity in service.	\$0

Partnering Opportunity

Other Municipalities

Strategy 8: Participate in cost sharing of recreation services.

Pay fair equitable share of net costs reflective of Municipal District usage.

Time Frame	Budget - Capital	Budget - Operating	Performance Measure	Target
January 2010-December 2014	\$0	\$0	The Municipal District will review participant numbers and costs of recreation facility maintenance on an annual basis.	Ongoing

Plan to Sustain

The Municipal District will enter into a recreation cost sharing agreement with the Town of Slave Lake, and budget funds within its operating budget to pay for the costs of Slave Lake providing services to Municipal District residents.

Community Involvement

Who	How	When	Why	Cost
15	Pay fair share of net costs reflective of MD usage.	Ongoing	Provide opportunities to enhance the lifestyle of MD residents.	\$0

Partnering Opportunity

Town of Slave Lake



Municipal District of Lesser Slave River No. 124

Strategy 9: Slave Lake Municipal District Shop Expansion.

Construct addition to facility.

Time Frame	Budget - Capital	Budget - Operating	Performance Measure	Target
January 2010-December 2010	\$495,000	\$0	Construction undertaken	2010

Plan to Sustain

The Municipal District will allocate funds within its operating budget for shop maintenance.

Community Involvement

Who	How	When	Why	Cost
32			Sustainable infrastructure	

GOAL F: LOCAL GOVERNMENT ASSISTANCE IN MAKING THE MUNICIPAL DISTRICT A SAFER PLACE

Strategy 1: Flood risk mapping and long range planning.

Mitigate water management issues.

Time Frame	Budget - Capital	Budget - Operating	Performance Measure	Target
January 2010-December 2014	\$0	\$0	Mapping undertaken	2014

Plan to Sustain

The Municipal District will utilize the latest techniques in flood risk mapping to provide better services to its ratepayers.

Community Involvement

Who	How	When	Why	Cost
37			Safeguard water bodies such as Lesser Slave Lake and Athabasca River	

Partnering Opportunity

Government of Alberta

Strategy 2: Lesser Slave River Weir - flow enhancements.

Mitigate water management issues.

Time Frame	Budget - Capital	Budget - Operating	Performance Measure	Target
January 2012-December 2012	\$100,000	\$0	Construction undertaken	2012

Plan to Sustain

The Municipal District will partner with other agencies as required with respect to ongoing maintenance of this structure.

Community Involvement

Who	How	When	Why	Cost
37			Safeguard water bodies such as Lesser Slave Lake and Athabasca River	

Partnering Opportunity

Government of Alberta



Municipal District of Lesser Slave River No. 124

Strategy 3: Regional cooperation of fire service delivery.

Continue with the Lesser Slave Region Fire Services Agreement.

Time Frame	Budget - Capital	Budget - Operating	Performance Measure	Target
January 2010-December 2010	\$0	\$0	Continued participation	Ongoing

Plan to Sustain

The Municipal District will maintain the current service agreement.

Community Involvement

Who	How	When	Why	Cost
23			Minimize loss through fire	

Partnering Opportunity

Other Municipalities

Strategy 4: Appropriate fire services resource allocation.

Ensure adequate manpower and equipment is available to put fires out.

Time Frame	Budget - Capital	Budget - Operating	Performance Measure	Target
January 2010-December 2014	\$0	\$0	Capital reinvestment program maintained.	Ongoing

Plan to Sustain

The Municipal District will allocate adequate funds within its operating and capital budgets to ensure that all fire departments have the resources to provide service to ratepayers.

Community Involvement

Who	How	When	Why	Cost
23			Minimize loss through fire	

Strategy 5: Emergency and disaster planning.

Ensure ongoing education of staff and continue working with neighbors and Sustainable Resources Development to ensure a coordinated approach to emergency planning.

Time Frame	Budget - Capital	Budget - Operating	Performance Measure	Target
January 2010-December 2014	\$0	\$0	Annual training exercises	Ongoing

Plan to Sustain

The Municipal District will undertake ongoing training initiatives.

Community Involvement

Who	How	When	Why	Cost
23			Minimize loss through fire	

Partnering Opportunity

Other Municipalities





Municipal District of Lesser Slave River No. 124

Strategy 6: Education of fire hazards and mitigation methods.

Be cognoscente of forest fire as a major risk to the Municipal District.

Time Frame	Budget - Capital	Budget - Operating	Performance Measure	Target
January 2010-December 2010	\$0	\$0	Hazard assessment undertaken for new or expanding industries	2010

Plan to Sustain

The Municipal District will undertake ongoing training initiatives.

Community Involvement

Who	How	When	Why	Cost
23			Minimize loss through fire	

Strategy 7: Utilize best practices to reduce fire risks.

Use Fire Smart Program and ensure land use decisions reflect safety of future uses.

Time Frame	Budget - Capital	Budget - Operating	Performance Measure	Target
January 2010-December 2014	\$0	\$0	Fire Smart Program	Ongoing

Plan to Sustain

The Municipal District will utilize the Fire Smart Program with respect to making decisions to reduce fire risks.

Community Involvement

Who	How	When	Why	Cost
23			Minimize loss through fire	

Strategy 8: Joint forces operations with other agencies.

Enforce traffic safety statutes as well as peace and order bylaws of the Municipal District.

Time Frame	Budget - Capital	Budget - Operating	Performance Measure	Target
January 2010-December 2014	\$0	\$0	Ongoing mutual aid partnerships maintained	Ongoing

Plan to Sustain

The Municipal District will maintain existing partnerships and explore opportunities for additional services.

Community Involvement

Who	How	When	Why	Cost
26			Protect/preserve the integrity of municipal infrastructure and private property	

Partnering Opportunity

Other Municipalities, Sustainable Resources Development



Municipal District of Lesser Slave River No. 124

Strategy 9: Enforcement of provincial highway traffic statutes and Municipal District Bylaws.

Enforce traffic safety statutes as well as peace and order bylaws of the Municipal District.

Time Frame	Budget - Capital	Budget - Operating	Performance Measure	Target
January 2010-December 2010	\$0	\$0	Municipal District utilizing Community Peace Officers	Ongoing

Plan to Sustain

The Municipal District will employ Community Peace Officers, and allocate funds within its operating and capital budgets to accommodate this service.

Community Involvement

Who	How	When	Why	Cost
26			Protect/preserve the integrity of municipal infrastructure and private property	

Partnering Opportunity

Province of Alberta

Strategy 10: GPS - Rural Addressing Initiative.

Provide right size infrastructure.

Time Frame	Budget - Capital	Budget - Operating	Performance Measure	Target
January 2010-December 2014	\$0	\$0	Address signs installed throughout Municipal District.	2014

Plan to Sustain

The Municipal District will allocate funds within its capital and operating budgets to maintain this initiative.

Community Involvement

Who	How	When	Why	Cost
32				

GOAL G: EFFECTIVE LAND USE DEVELOPMENT AND COMMUNITY PLANNING

Strategy 1: Planning in front of infrastructure development.

Minimize conflicts between resource based and non-resource based uses.

Time Frame	Budget - Capital	Budget - Operating	Performance Measure	Target
January 2010-December 2014	\$0	\$0	New Area Structure Plans Adopted	2014

Plan to Sustain

The Municipal District will strive to require developers to provide Outline Plans and Area Structure Plans in support of new projects.

Community Involvement

Who	How	When	Why	Cost
61			Land use plan	





Municipal District of Lesser Slave River No. 124

Strategy 2: Community development.

Encourage growth and expansion of community areas.

Time Frame	Budget - Capital	Budget - Operating	Performance Measure	Target
January 2010-December 2010	\$0	\$0	Hamlet Plans Adopted	December 2011

Plan to Sustain

The Municipal District will undertake hamlet plans to provide a land use framework to encourage sustainability of the communities.

Community Involvement

Who	How	When	Why	Cost
61			Communities with character	\$0

Strategy 3: Development control.

Provide effective land use monitoring and implementation.

Time Frame	Budget - Capital	Budget - Operating	Performance Measure	Target
January 2010-December 2014	\$0	\$0	Ongoing review and enforcement of policies contained within the Land Use Bylaw	Ongoing

Plan to Sustain

The Municipal District will monitor and implement the policies contained within the Land Use Bylaw.

Community Involvement

Who	How	When	Why	Cost
61			Responsible land use planning	

Strategy 4: Regional land use and infrastructure strategy.

Regional alignment of infrastructure and community development strategies and initiatives.

Time Frame	Budget - Capital	Budget - Operating	Performance Measure	Target
January 2010-December 2014	\$0	\$0	Alignment of initiatives	2014

Plan to Sustain

The Municipal District will partner with its municipal neighbors to coordinate land use policy on a regional basis.

Community Involvement

Who	How	When	Why	Cost
15			Create a strong region	

Partnering Opportunity

Other Municipalities and Government of Alberta





Municipal District of Lesser Slave River No. 124

GOAL H: MAINTAIN AN AGRICULTURAL SERVICE BOARD.

Strategy 1: Increase awareness of agriculture and Municipal District services to support agriculture.

Communicate benefits of agriculture and the Agriculture Service Board.

Time Frame	Budget - Capital	Budget - Operating	Performance Measure	Target
January 2010-December 2014	\$0	\$0		2014

Plan to Sustain

Communicate to Council, farmers and all Municipal District residents the benefits of agriculture and the Agriculture Service Board.

Community Involvement

Who	How	When	Why	Cost
63			Traditional farm families	

Strategy 2: Support and facilitate viable and sustainable agricultural production.

Offer products and services, foster extension and information sharing among groups.

Time Frame	Budget - Capital	Budget - Operating	Performance Measure	Target
January 2010-December 2014	\$0	\$0		2014

Plan to Sustain

Foster extension, cooperation, networking and information sharing amongst farmers, governments, business, industry and community organizations.

Community Involvement

Who	How	When	Why	Cost
63			Stewardship (people/land/air/water/animals)	

Strategy 3: Enforcement of provincial agricultural statutes and Municipal District Bylaws.

Develop, enforce and maintain policies and programs that meet the needs of the municipality and Province.

Time Frame	Budget - Capital	Budget - Operating	Performance Measure	Target
January 2010-December 2014	\$0	\$0		2014

Plan to Sustain

Administer, direct and enforce the legislation in an equal, consistent and effective manner within the financial and human resource constraints of the municipality.

Community Involvement

Who	How	When	Why	Cost
63			Equitable and consistent administration of Acts and policies	



Municipal District of Lesser Slave River No. 124

Strategy 4: Position Municipal District as a farm information access point for Municipal District residents.

Encourage more non-ASB member participation at the Board level, provide information and maintain data base.

Time Frame	Budget - Capital	Budget - Operating	Performance Measure	Target
January 2010-December 2014	\$0	\$0		2014

Plan to Sustain

Provide all municipal residents equal access to the Agriculture Service Board for information.

Community Involvement

Who	How	When	Why	Cost
63			Partnering and cooperation	

GOAL I: SUPPORT INITIATIVES THAT ENHANCE COMMUNITY DEVELOPMENT

Strategy 1: Provide opportunities for youth and seniors.

Participate in neighbouring municipalities (Slave Lake and Athabasca) FCSS programs.

Time Frame	Budget - Capital	Budget - Operating	Performance Measure	Target
January 2010-December 2014	\$0	\$0	Continue supporting Slave Lake and Athabasca FCSS Programs.	Ongoing

Plan to Sustain

The Municipality will continue to partner with the Town of Slave Lake in supporting the Slave Lake Regional Fire Department. The Municipal District will provide fire protection services in rural areas where the need is warranted.

Community Involvement

Who	How	When	Why	Cost
51			Strong community values	\$0

Partnering Opportunity

Slave Lake and Athabasca FCSS

Strategy 2: Foster volunteerism.

Support community suppers and other initiatives.

Time Frame	Budget - Capital	Budget - Operating	Performance Measure	Target
January 2010-December 2014	\$0	\$0	Support a minimum to two suppers per year	Ongoing

Plan to Sustain

The Municipality will provide capital funding to the Town of Slave Lake in support of the Arctic Ice Centre.

Community Involvement

Who	How	When	Why	Cost
51			Sense of community	\$0





Municipal District of Lesser Slave River No. 124

Strategy 3: Tackling emerging social issues.

Lobby higher levels of government when appropriate to promote better services for Municipal District residents.

Time Frame	Budget - Capital	Budget - Operating	Performance Measure	Target
January 2010-December 2014	\$0	\$0		Ongoing

Plan to Sustain

The municipality will continue to support strategies that focus on reinforcing and furthering social cohesion and community development that will contribute to a positive community change.

Community Involvement

Who	How	When	Why	Cost
51			Improved lifestyle and health of families	\$0

Partnering Opportunity

Other municipalities

Strategy 4: Enhance cemeteries within the Municipal District.

The Municipal District will assist establishing a new cemetery site in Slave Lake.

Time Frame	Budget - Capital	Budget - Operating	Performance Measure	Target
January 2011-December 2011	\$100,000	\$0	Expand Slave Lake Cemetery	2011

Plan to Sustain

The Municipal District will enter into an agreement with the Town of Slave Lake to ensure that the Slave Lake Cemetery is maintained. The Municipal District will budget appropriate funds within its capital and operating budget to ensure sustainability.

Community Involvement

Who	How	When	Why	Cost
56			Civic responsibility	

Partnering Opportunity

Town of Slave Lake

Strategy 5: Support existing cemeteries within the Municipal District.

Inventory cemetery assets held by agencies within the Municipal District.

Time Frame	Budget - Capital	Budget - Operating	Performance Measure	Target
January 2010-December 2014	\$0	\$0		Ongoing

Plan to Sustain

The municipality will continue to budget appropriate funds within its operating budget to support ongoing maintenance of cemeteries.

Community Involvement

Who	How	When	Why	Cost
56			Cooperative planning	

Strategy 6: Seniors housing.

Support Vanderwell and Westlock Foundations.

Time Frame	Budget - Capital	Budget - Operating	Performance Measure	Target
January 2010-December 2014	\$0	\$0	Continued Support for Vanderwell and Westlock Foundations	Ongoing



Municipal District of Lesser Slave River No. 124

Plan to Sustain

The municipality will continue to support strategies that focus on reinforcing and furthering social cohesion and community development that will contribute to a positive community change.

Community Involvement

Who	How	When	Why	Cost
84			Enhanced lifestyle	

Partnering Opportunity

Lesser Slave Lake and Westlock Foundations

Strategy 7: Promote education.

Promote access to local and post-secondary education.

Time Frame	Budget – Capital	Budget - Operating	Performance Measure	Target
January 2010-December 2014	\$0	\$0		Ongoing

Plan to Sustain

The municipality will continue to support strategies that focus on reinforcing and furthering social cohesion and community development that will contribute to a positive community change.

Community Involvement

Who	How	When	Why	Cost
84			Enhanced education opportunities	

Partnering Opportunity

School Boards, Northern Lakes College





Municipal District of Lesser Slave River No. 124

GOAL J: SUPPORT RECREATION AND CULTURE FACILITIES THAT PROVIDE SERVICES TO MUNICIPAL DISTRICT RESIDENTS

Strategy 1: Support recreation infrastructure.

Support recreation facilities and community halls that provide services to Municipal District residents.

Time Frame	Budget - Capital	Budget - Operating	Performance Measure	Target
January 2010-December 2014	\$0	\$0		Ongoing

Plan to Sustain

The Municipal District will allocate funds within its operating budget in support of community halls and recreation facilities.

Community Involvement

Who	How	When	Why	Cost
72			Enhanced lifestyle	\$0

Partnering Opportunity

Town of Slave Lake

Strategy 2: Slave Lake Arctic Ice Centre capital funding.

Provide a three year grant for capital improvements.

Time Frame	Budget - Capital	Budget - Operating	Performance Measure	Target
January 2010-December 2012	\$1,200,000	\$0		December 2012

Plan to Sustain

The Municipal District will honor its three year capital commitment to the Town of Slave Lake.

Community Involvement

Who	How	When	Why	Cost
72			Enhanced lifestyle	

Partnering Opportunity

Town of Slave Lake

Strategy 3: Support enhanced local library services via the Peace Library System.

Assist retaining libraries as a focal point of the community.

Time Frame	Budget - Capital	Budget - Operating	Performance Measure	Target
January 2010-December 2014	\$0	\$0		Ongoing

Plan to Sustain

The Municipal District will maintain membership to the Peace Library System. The Municipal District will allocate funds within its operating budget for this purpose.

Community Involvement

Who	How	When	Why	Cost
74			Break down barriers of isolation	

Partnering Opportunity

Peace Library System



Municipal District of Lesser Slave River No. 124

Strategy 4: Smith Arena capital repairs.

Support recreation facilities and halls.

Time Frame	Budget - Capital	Budget - Operating	Performance Measure	Target
January 2010-December 2014	\$0	\$0		2014

Plan to Sustain

The Municipal District will allocate funds within its capital budget for capital.

Community Involvement

Who	How	When	Why	Cost
72			Enhanced lifestyle	

Strategy 5: Widewater Complex capital repairs.

Support recreation facilities and halls.

Time Frame	Budget - Capital	Budget - Operating	Performance Measure	Target
January 2010-December 2014	\$0	\$0		2014

Plan to Sustain

The Municipal District will allocate funds within its capital budget for capital.

Community Involvement

Who	How	When	Why	Cost
72			Enhanced lifestyle	

GOAL K: OPEN SPACE DEVELOPMENT

Strategy 1: Pursue historical designation and preservation of sites.

Capture local history.

Time Frame	Budget - Capital	Budget - Operating	Performance Measure	Target
January 2010-December 2014	\$0	\$0		Ongoing

Plan to Sustain

The Municipal District will allocate funds within its capital and operating budgets in support of service provision.

Community Involvement

Who	How	When	Why	Cost
71			Sense of place and heritage	\$0



Municipal District of Lesser Slave River No. 124

Strategy 2: Provide and support public access points to key natural areas.

Maintained parking areas, boat launches and toilets at no charge to the user.

Time Frame	Budget - Capital	Budget - Operating	Performance Measure	Target
January 2010-December 2014	\$0	\$0		Ongoing

Plan to Sustain

The Municipal District will allocate funds within its capital and operating budgets in support of service provision.

Community Involvement

Who	How	When	Why	Cost
71			Enhanced lifestyle	

Strategy 3: Open space planning and development.

Explore SWOT analysis for open space, public areas, municipal and environmental reserves.

Time Frame	Budget - Capital	Budget - Operating	Performance Measure	Target
January 2010-December 2010	\$0	\$0		2010

Plan to Sustain

The Municipal District will allocate funds within its capital and operating budgets in support of service provision.

Community Involvement

Who	How	When	Why	Cost
72			Enhanced lifestyle	





Municipal District of Lesser Slave River No. 124

Action Plans

Goal A : Maintain Safe Roads and Regional Airport.				
Strategy	Activity	Budget (Capital)	Time Frame (Start)	Time Frame (End)
Southshore Access - Highway 2 (Wagner).	Engineering	\$55,000	January 2010	December 2011
Southshore Access - Highway 2 (Wagner).	Construction	\$1,000,000	January 2011	December 2011
Southshore Drive Improvements/Reconstruction.	Engineering	\$130,000	January 2010	December 2010
Southshore Drive Improvements/Reconstruction.	Construction	\$1,300,000	January 2010	December 2010
Northeast Mitsue Resource Corridor Construction.	Construction	\$2,873,200	January 2012	December 2012
Poplar Lane - Highway 2 Access Lighting.	Construction	\$60,000	January 2010	December 2010
Old Smith Highway Reconstruction.	Construction	\$5,226,850	January 2012	December 2012
Poplar Lane Road Reconstruction.	Construction	\$1,980,300	January 2013	December 2013
Southshore Access - Highway 2 (Beach Road).	Construction	\$1,540,000	January 2011	December 2011
Bridge Capital Reconstruction Program.	Flatbush Bridge Replacement BF 74079	\$550,000	January 2012	December 2012
Bridge Capital Reconstruction Program.	Muskeg Creek Engineering BF 6603	\$15,000	January 2010	December 2010
Bridge Capital Reconstruction Program.	Muskeg Creek Repairs BF 6603	\$400,000	January 2012	December 2012
Bridge Capital Reconstruction Program.	Lesser Slave River Engineering BF 13783	\$13,000	January 2010	December 2010
Bridge Capital Reconstruction Program.	Eating Creek BF 72334	\$113,000	January 2010	December 2010
Bridge Capital Reconstruction Program.	Eating Creek BF 78628	\$13,000	January 2011	December 2011
Bridge Capital Reconstruction Program.	Eating Creek Tributary Replacement BF 78629	\$170,000	January 2014	December 2014
Bridge Capital Reconstruction Program.	Fallen Timber BF 77697	\$307,000	January 2010	December 2010
Bridge Capital Reconstruction Program.	Hondo Creek Bridge Repairs BF 71433	\$48,000	January 2010	December 2010
Bridge Capital Reconstruction Program.	Ranch Creek Culvert Replacement BF 71329	\$750,000	January 2011	December 2011
Bridge Capital Reconstruction Program.	Smith Bridge Replacement BF 71600	\$5,500,000	January 2014	December 2014
Bridge Capital Reconstruction Program.	Smith Creek Culvert Replacement BF 76110	\$180,000	January 2011	December 2011
Bridge Capital Reconstruction Program.	Smith Culvert Replacement BF 71330	\$371,000	January 2013	December 2013
Bridge Capital Reconstruction Program.	Smith Culvert Replacement BF 71331	\$585,000	January 2013	December 2013
Bridge Capital Reconstruction Program.	Assineau River Bridge	\$500,000	January 2015	December 2015
Bridge Capital Reconstruction Program.	Mooney Creek Bridge Replacement	\$2,900,000	January 2015	December 2015
Bridge Capital Reconstruction Program.	Nine Mile Creek Bridge Replacement BF 70314	\$2,500,000	January 2011	December 2011
Bridge Capital Reconstruction Program.	Canyon Creek Culvert Replacement BF 81168	\$207,000	January 2012	December 2012



Municipal District of Lesser Slave River No. 124

Devonshire Beach Road Reconstruction and Paving.	Construction	\$0	January 2010	December 2014
Smith Hamlet Road and Drainage Phased Reconstruction.	Construction	\$0	January 2010	December 2010
Enhance Slave Lake Airport operations.	Undertake SWOT Analysis with Town	\$0	January 2010	December 2011
Assist with Slave Lake Airport infrastructure improvements.	Assist with Construction	\$0	January 2010	December 2010

Goal B: Provide Safe and Environmentally Responsible Municipal District Utilities.				
Strategy	Activity	Budget (Capital)	Time Frame (Start)	Time Frame (End)
Smith Truckfill	Engineering	\$71,000	January 2010	December 2010
Smith Truckfill	Construction	\$381,500	January 2010	December 2010
Smith Sewage Dumping Station	Engineering	\$71,000	January 2010	December 2010
Smith Sewage Dumping Station	Construction	\$381,500	January 2010	December 2010
Regional Solid Waste Management Systems	Continued Participation in Athabasca Regional Waste Management Services Commission	\$0	January 2010	December 2014
Regional Solid Waste Management Systems	Continued Participation in Lesser Slave Lake Regional Waste Management Services Commission	\$0	January 2010	December 2010
Martin River Regional Water.	Construction	\$6,577,000	January 2013	December 2013
South Mitsue Regional Water.	Construction	\$7,458,900	January 2015	December 2015
Flatbush Residential Utility Servicing.	Construction	\$70,950	January 2014	December 2014
Smith Residential Utility Servicing.	Construction	\$70,950	January 2014	December 2014
Poplar Lane Waterline Improvements.	Construction	\$0	January 2010	December 2014
Southshore (Canyon Creek) Raw Water Intake	Construction	\$0	January 2010	December 2014
Smith Raw Water Intake	Construction	\$0	January 2010	December 2010
Smith Raw Water Intake	Phase 3A, 4A and 5A Construction	\$1,581,700	January 2010	December 2010
Rural Drinking Water Hauling Initiative	Construction - Phase 1	\$276,700	January 2010	December 2010
Sanitary System Monitoring and Maintenance.	Ongoing Operations.	\$0	January 2010	December 2010
Southshore Wastewater System.	Engineering	\$125,000	January 2010	December 2010
Southshore Wastewater System.	Construction	\$1,581,700	January 2010	December 2010
Southshore Septage Receiving Station.	Construction - Phase 1	\$276,700	January 2010	December 2010
Southshore Septage Receiving Station.	Construction - Phase 2	\$380,750	January 2011	December 2011
Southshore Biosolids Dewatering.	Engineering	\$30,750	January 2010	December 2010
Southshore Biosolids Dewatering.	Construction	\$295,750	January 2011	December 2011
Solid Waste Reduction Programs.	Ongoing Waste Reduction Initiatives	\$0	January 2010	December 2014





Municipal District of Lesser Slave River No. 124

Goal C : Economic Growth				
Strategy	Activity	Budget (Capital)	Time Frame (Start)	Time Frame (End)
The Municipal District will support regional economic development, business development and tourism initiatives.	Lesser Slave River Regional Economic Alliance	\$0	January 2010	December 2014
The Municipal District will support regional economic development, business development and tourism initiatives.	Big Country Tourism	\$0	January 2010	December 2014
The Municipal District will support regional economic development, business development and tourism initiatives.	Community Futures	\$0	January 2010	December 2014
Branding	Create promotional material for distribution, supplemented by website enhancements marketing the municipality.	\$0	January 2010	December 2014
Enhance Visitor Services	Participate on initiatives to enhance usage at visitor information centre.	\$0	January 2010	December 2014

Goal D : Provide Effective Governance and Service Delivery				
Strategy	Activity	Budget (Capital)	Time Frame (Start)	Time Frame (End)
Council recruitment initiatives.	The Municipal District will develop an initiative to recruit persons to run for office.	\$0	August 2010	September 2010
Council education.	The Municipal District will continually educate Councilors on their roles and duties, providing professional development opportunities as they arise.	\$0	January 2010	December 2010
Effective community engagement.	The Municipality will utilize community kiosks to showcase Municipal District activities or key events.	\$0	January 2010	December 2014
Utilize human resource best practices.	The Municipal District will utilize human resources best practices.	\$0	January 2010	December 2014
Employee skill development and education.	The Municipality will encourage employees to seek out continuing education opportunities.	\$0	January 2010	December 2014
Empowering employees.	The Administration will mentor employees and empower them to undertake pilot and/or special projects from time to time.	\$0	January 2010	December 2010



Municipal District of Lesser Slave River No. 124

Educate public on Municipal District Bylaws.	The Municipal District will develop promotional material respecting municipal bylaws.	\$0	January 2010	December 2014
--	---	-----	--------------	---------------

Goal E : Sustainable Infrastructure and Taxation				
Strategy	Activity	Budget (Capital)	Time Frame (Start)	Time Frame (End)
Source funding for infrastructure improvements.	Staff will continually seek out alternative funding mechanisms for large projects.	\$0	January 2010	December 2010
Monitor traffic and future developments.	Transportation staff will monitor the road traffic counts and road conditions.	\$0	January 2010	December 2014
Monitor traffic and future developments.	Southshore Wastewater Phase 3A, 4A & 5A - Engineering	\$125,000	January 2010	December 2010
Monitor traffic and future developments.	Southshore Wastewater Phase 3A, 4A & 5A - Construction	\$1,581,700	January 2010	December 2010
Monitor traffic and future developments.	Southshore Sewer Septage Receiving Station	\$276,700	January 2010	December 2010
Monitor traffic and future developments.	Southshore Wastewater Biosolids Dewatering	\$30,750	January 2010	December 2010
Monitor traffic and future developments.	Southshore Water Distribution Upgrades	\$2,840,000	January 2011	December 2011
Monitor traffic and future developments.	Southshore Septage Receiving Station	\$380,750	January 2011	December 2011
Monitor traffic and future developments.	Southshore Wastewater Biosolids Dewatering	\$295,750	January 2011	December 2011
Monitor traffic and future developments.	Marten River Regional Water Supply	\$6,577,000	January 2013	December 2013
Monitor traffic and future developments.	Flatbush/Smith Residential Utility Services	\$141,900	January 2014	December 2014
Monitor traffic and future developments.	South Mitsue Regional Water Supply	\$7,458,090	January 2015	December 2015
Road maintenance protocols.	The Municipal District will maintain policies respecting road maintenance procedures.	\$0	January 2010	December 2010
Water rates based on cost recovery basis.	The Municipal District will establish appropriate water rates for all of its systems, and regularly monitor and update them when appropriate.	\$0	January 2010	December 2015
Sanitary rates based on cost recovery basis.	The Municipal District will establish appropriate sanitary rates based on cost recovery, and monitor/update them as required.	\$0	January 2010	December 2014
Appropriately resourced organization.	Establish capital and operating plans.	\$0	January 2010	December 2014



Municipal District of Lesser Slave River No. 124

Regional service delivery mechanisms.	The Municipality will seek out regional service partnerships and opportunities as they arise.	\$0	January 2010	December 2014
Participate in cost sharing of recreation services.	The Municipal District will provide grants to other municipalities for recreation based on the share of resident usage.	\$0	January 2010	December 2014
Slave Lake Municipal District Shop Expansion.	Construction	\$495,000	January 2010	December 2010

Goal F : Local Government Assistance in Making the Municipal District a Safer Place				
Strategy	Activity	Budget (Capital)	Time Frame (Start)	Time Frame (End)
Flood risk mapping and long range planning.	The Municipal District will participate in projects related to flood risk mapping.	\$0	January 2010	December 2014
Lesser Slave River Weir - flow enhancements.	Share of Gate in Weir	\$100,000	January 2012	December 2012
Regional cooperation of fire service delivery.	The Municipal District will continue to participate in the Lesser Slave Region Fire Services Agreement	\$0	January 2010	December 2010
Appropriate fire services resource allocation.	The Municipal District will budget appropriate funds within its operating and capital budgets for fire services staffing and equipment.	\$0	January 2010	December 2014
Emergency and disaster planning.	The Municipal District will ensure that its Disaster Services Plan is kept up-to-date and staff educated in their duties.	\$0	January 2010	December 2014
Education of fire hazards and mitigation methods.	The Municipal District will ensure that fire hazard assessments are regularly undertaken and fire hazards reviewed with respect to all development approvals.	\$0	January 2010	December 2010
Utilize best practices to reduce fire risks.	The Municipality will utilize the Fire Smart Program where appropriate.	\$0	January 2010	December 2014
Joint forces operations with other agencies.	Inter-agency operations will be encouraged.	\$0	January 2010	December 2014
Enforcement of provincial highway traffic statutes and Municipal District Bylaws.	The Municipal District will utilize Community Peace Officers to enforce provincial statutes and Municipal District Bylaws.	\$0	January 2010	December 2010
GPS - Rural Addressing Initiative.	The Municipal District will develop and install addresses for all rural residents.	\$0	January 2010	December 2014



Municipal District of Lesser Slave River No. 124

Goal G : Effective Land Use Development and Community Planning				
Strategy	Activity	Budget (Capital)	Time Frame (Start)	Time Frame (End)
Planning in front of infrastructure development.	The Municipal District will ensure that area structure plans and outline plans will be prepared prior to major developments occurring.	\$0	January 2010	December 2014
Community development.	The Municipal District will undertake new community plans for all hamlets.	\$0	January 2010	December 2010
Development control.	The Municipal District will monitor and implement the policies contained within its Municipal Development Plan and Land Use Bylaw.	\$0	January 2010	December 2014
Regional land use and infrastructure strategy.	The Municipal District will participate in regional land use initiatives with its neighbouring municipalities, when appropriate.	\$0	January 2010	December 2014

Goal H: Maintain an Agricultural Service Board.				
Strategy	Activity	Budget (Capital)	Time Frame (Start)	Time Frame (End)
Increase awareness of agriculture and Municipal District services to support agriculture.	Develop, maintain and review the ASB Business Plan every five years.	\$0	January 2014	December 2014
Increase awareness of agriculture and Municipal District services to support agriculture.	Provide Council with an ASB Annual Report	\$0	January 2010	December 2014
Increase awareness of agriculture and Municipal District services to support agriculture.	Annual ASB Producer Social	\$0	January 2010	December 2014
Increase awareness of agriculture and Municipal District services to support agriculture.	Attend and participate in local trade fairs, parades and community functions	\$0	January 2010	December 2010
Increase awareness of agriculture and Municipal District services to support agriculture.	Partner with local schools to facilitate agricultural programming	\$0	January 2010	December 2014
Increase awareness of agriculture and Municipal District services to support agriculture.	Agricultural photo contest	\$0	January 2010	December 2014
Increase awareness of agriculture and Municipal District services to support agriculture.	Investigate an agricultural directory	\$0	January 2010	December 2014



Municipal District of Lesser Slave River No. 124

Support and facilitate viable and sustainable agricultural production.	Maintain an agricultural equipment rental program.	\$0	February 2010	December 2014
Support and facilitate viable and sustainable agricultural production.	Organize quarterly information update meetings.	\$0	January 2014	December 2014
Support and facilitate viable and sustainable agricultural production.	Distribute quarterly information update mail-outs to all producers.	\$0	January 2014	December 2014
Support and facilitate viable and sustainable agricultural production.	Organize an annual ASB Tour.	\$0	January 2010	December 2014
Support and facilitate viable and sustainable agricultural production.	Soil, feed and seed testing program.	\$0	January 2010	December 2014
Support and facilitate viable and sustainable agricultural production.	One-on-one farm calls and/or kitchen table meetings.	\$0	January 2010	December 2014
Support and facilitate viable and sustainable agricultural production.	Facilitate and partner to establish plots, demonstrations and research projects.	\$0	January 2010	December 2014
Support and facilitate viable and sustainable agricultural production.	Custom spraying program for noxious weed control.	\$0	January 2010	December 2014
Support and facilitate viable and sustainable agricultural production.	Aerial photo service.	\$0	January 2010	December 2014
Support and facilitate viable and sustainable agricultural production.	Veterinary Services Incorporated.	\$0	January 2010	December 2014
Support and facilitate viable and sustainable agricultural production.	Partner, sponsor and work with local 4-H groups.	\$0	January 2010	December 2014
Support and facilitate viable and sustainable agricultural production.	Attend the French Creek Beef Club meetings.	\$0	January 2010	December 2014
Support and facilitate viable and sustainable agricultural production.	Participate in the bi-annual Farm Family Award.	\$0	January 2010	December 2014
Support and facilitate viable and sustainable agricultural production.	Participate in inter-municipal and inter-governmental projects and programs.	\$0	January 2010	December 2014
Support and facilitate viable and sustainable agricultural production.	Partner with other agricultural organizations, business, industry and community groups to organize meetings, seminars, workshops and tours.	\$0	January 2010	December 2014
Support and facilitate viable and sustainable agricultural production.	Partner with the North West Alliance Conservation Initiative for our AESA programming.	\$0	January 2010	December 2014
Enforcement of provincial agricultural statutes and Municipal District Bylaws.	Weed inspection and control program	\$0	January 2010	December 2014



Municipal District of Lesser Slave River No. 124

Enforcement of provincial agricultural statutes and Municipal District Bylaws.	Tall Buttercup Control Program.	\$0	January 2010	December 2014
Enforcement of provincial agricultural statutes and Municipal District Bylaws.	Fusarium Graminearum Control Program.	\$0	January 2010	December 2014
Enforcement of provincial agricultural statutes and Municipal District Bylaws.	Coyote Predation Management Program.	\$0	January 2010	December 2014
Enforcement of provincial agricultural statutes and Municipal District Bylaws.	Vegetation Management Program.	\$0	January 2010	December 2014
Enforcement of provincial agricultural statutes and Municipal District Bylaws.	Beaver Management Program.	\$0	January 2010	December 2014
Enforcement of provincial agricultural statutes and Municipal District Bylaws.	Clubroot of Canola Control Program.	\$0	January 2010	December 2014
Enforcement of provincial agricultural statutes and Municipal District Bylaws.	Wild Boar Control Program.	\$0	January 2010	December 2014
Position Municipal District as a farm information access point for Municipal District residents.	Advertise and promote ASB meeting dates, times, locations and members.	\$0	January 2010	December 2014
Position Municipal District as a farm information access point for Municipal District residents.	Have a fifteen minute question and answer period prior to ASB meetings.	\$0	January 2010	December 2014
Position Municipal District as a farm information access point for Municipal District residents.	Maintain the following services: toll-free number; web site; AF cell phone; and Flatbush Sub-office.	\$0	January 2010	December 2014
Position Municipal District as a farm information access point for Municipal District residents.	Maintain a data base of information on agricultural programs and services.	\$0	January 2010	December 2014

Goal I : Support Initiatives that Enhance Community Development				
Strategy	Activity	Budget (Capital)	Time Frame (Start)	Time Frame (End)
Provide opportunities for youth and seniors.	Participate in the Slave Lake and Athabasca FCSS Programs.	\$0	January 2010	December 2014
Foster volunteerism.	Support community suppers and other initiatives.	\$0	January 2010	December 2014
Tackling emerging social issues.	Lobby higher levels of government when appropriate to promote better services for Municipal District residents.	\$0	January 2010	December 2014
Enhance cemeteries within the Municipal District.	Slave Lake Cemetery	\$100,000	January 2011	December 2011



Municipal District of Lesser Slave River No. 124

Support existing cemeteries within the Municipal District.	Inventory cemetery assets held by agencies within the Municipal District.	\$0	January 2010	December 2014
Seniors housing.	Support Vanderwell and Westlock Foundations.	\$0	January 2010	December 2014
Promote education.	Promote access to Education Systems.	\$0	January 2010	December 2014

Goal J : Support Recreation and Culture Facilities that Provide Services to Municipal District Residents				
Strategy	Activity	Budget (Capital)	Time Frame (Start)	Time Frame (End)
Support recreation infrastructure.	Contribution to recreation facilities	\$0	January 2010	December 2014
Support recreation infrastructure.	Contribution to community halls	\$0	January 2010	December 2014
Slave Lake Arctic Ice Centre capital funding.	Contribution to Arctic Ice Centre	\$400,000	January 2010	December 2010
Slave Lake Arctic Ice Centre capital funding.	Contribution to Arctic Ice Centre	\$400,000	January 2011	December 2011
Slave Lake Arctic Ice Centre capital funding.	Contribution to Arctic Ice Centre	\$400,000	January 2012	December 2012
Support enhanced local library services via the Peace Library System.	Continued membership in the Peace Library System.	\$0	January 2010	December 2014
Smith Arena capital repairs.	Smith Arena Capital Repairs	\$0	January 2010	December 2014
Widewater Complex capital repairs.	Widewater Complex Capital Repairs.	\$0	January 2010	December 2014

Goal K : Open Space Development				
Strategy	Activity	Budget (Capital)	Time Frame (Start)	Time Frame (End)
Pursue historical designation and preservation of sites.	Historical Designation Assessment and Inventory	\$0	January 2010	December 2014
Provide and support public access points to key natural areas.	Provide and support public access points to key natural areas.	\$0	January 2010	December 2014
Open space planning and development.	Explore SWOT analysis for open space, public areas, and municipal/environmental reserves.	\$0	January 2010	December 2010



Appendix # 1: ICSP Outline

Legend

Environment

Economic

Cultural














Social

- Goal A: Maintain Safe Roads and Regional Airport.
 - Strategy 1: Southshore Access - Highway 2 (Wagner).
 - Activity 1: Engineering
 - Activity 2: Construction
 - Strategy 2: Southshore Drive Improvements/Reconstruction.
 - Activity 1: Engineering
 - Activity 2: Construction
 - Strategy 3: Northeast Mitsue Resource Corridor Construction.
 - Activity 1: Construction
 - Strategy 4: Poplar Lane - Highway 2 Access Lighting.
 - Activity 1: Construction
 - Strategy 5: Old Smith Highway Reconstruction.
 - Activity 1: Construction
 - Strategy 6: Poplar Lane Road Reconstruction.
 - Activity 1: Construction
 - Strategy 7: Southshore Access - Highway 2 (Beach Road).
 - Activity 1: Construction
 - Strategy 8: Bridge Capital Reconstruction Program.
 - Activity 1: Flatbush Bridge Replacement BF 74079
 - Activity 2: Muskeg Creek Engineering BF 6603
 - Activity 3: Muskeg Creek Repairs BF 6603
 - Activity 4: Lesser Slave River Engineering BF 13783
 - Activity 5: Eating Creek BF 72334
 - Activity 6: Eating Creek BF 78628
 - Activity 7: Eating Creek Tributary Replacement BF 78629
 - Activity 8: Fallen Timber BF 77697
 - Activity 9: Hondo Creek Bridge Repairs BF 71433
 - Activity 10: Ranch Creek Culvert Replacement BF 71329
 - Activity 11: Smith Bridge Replacement BF 71600
 - Activity 12: Smith Creek Culvert Replacement BF 76110
 - Activity 13: Smith Culvert Replacement BF 71330
 - Activity 14: Smith Culvert Replacement BF 71331


















Municipal District of Lesser Slave River No. 124

- Activity 15: Assineau River Bridge
- Activity 16: Mooney Creek Bridge Replacement
- Activity 17: Nine Mile Creek Bridge Replacement BF 70314
- Activity 18: Canyon Creek Culvert Replacement BF 81168
-  Strategy 9: Devonshire Beach Road Reconstruction and Paving.
 - Activity 1: Construction
-  Strategy 10: Smith Hamlet Road and Drainage Phased Reconstruction.
 - Activity 1: Construction
-  Strategy 11: Enhance Slave Lake Airport operations.
 - Activity 1: Undertake SWOT Analysis with Town
-  Strategy 12: Assist with Slave Lake Airport infrastructure improvements.
 - Activity 1: Assist with Construction
- Goal B: Provide Safe and Environmentally Responsible Municipal District Utilities.
 -  Strategy 1: Smith Truckfill
 - Activity 1: Engineering
 - Activity 2: Construction
 -  Strategy 2: Smith Sewage Dumping Station
 - Activity 1: Engineering
 - Activity 2: Construction
 -  Strategy 3: Regional Solid Waste Management Systems
 - Activity 1: Continued Participation in Athabasca Regional Waste Management Services Commission
 - Activity 2: Continued Participation in Lesser Slave Lake Regional Waste Management Services Commission
 -  Strategy 4: Martin River Regional Water.
 - Activity 1: Construction
 -  Strategy 5: South Mitsue Regional Water.
 - Activity 1: Construction
 -  Strategy 6: Flatbush Residential Utility Servicing.
 - Activity 1: Construction
 -  Strategy 7: Smith Residential Utility Servicing.
 - Activity 1: Construction
 -  Strategy 8: Poplar Lane Waterline Improvements.
 - Activity 1: Construction
 -  Strategy 9: Southshore (Canyon Creek) Raw Water Intake
 - Activity 1: Construction







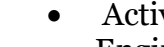



Municipal District of Lesser Slave River No. 124

-  Strategy 10: Smith Raw Water Intake
 - Activity 1: Construction
 - Activity 2: Phase 3A, 4A and 5A Construction
-  Strategy 11: Rural Drinking Water Hauling Initiative
 - Activity 1: Construction - Phase 1
-  Strategy 12: Sanitary System Monitoring and Maintenance.
 - Activity 1: Ongoing Operations.
-  Strategy 13: Southshore Wastewater System.
 - Activity 1: Engineering
 - Activity 2: Construction
-  Strategy 14: Southshore Septage Receiving Station.
 - Activity 1: Construction - Phase 1
 - Activity 2: Construction - Phase 2
-  Strategy 15: Southshore Biosolids Dewatering.
 - Activity 1: Engineering
 - Activity 2: Construction
-  Strategy 16: Solid Waste Reduction Programs.
 - Activity 1: Ongoing Waste Reduction Initiatives
- Goal C: Economic Growth
 -  Strategy 1: The Municipal District will support regional economic development, business development and tourism initiatives.
 - Activity 1: Lesser Slave River Regional Economic Alliance
 - Activity 2: Big Lake Country Tourism
 - Activity 3: Community Futures
 -  Strategy 2: Branding
 - Activity 1: Create promotional material for distribution, supplemented by website enhancements marketing the municipality.
 -  Strategy 3: Enhance Visitor Services
 - Activity 1: Participate on initiatives to enhance usage at visitor information centre.
- Goal D: Provide Effective Governance and Service Delivery
 -  Strategy 1: Council recruitment initiatives.
 - Activity 1: The Municipal District will develop an initiative to recruit persons to run for office.
 -  Strategy 2: Council education.
 - Activity 1: The Municipal District will continually educate Councilors on their roles and duties, providing professional development opportunities as they arise.
 -  Strategy 3: Effective community engagement.

















Municipal District of Lesser Slave River No. 124

- Activity 1: The Municipality will utilize community kiosks to showcase Municipal District activities or key events.
-  Strategy 4: Utilize human resource best practices.
 - Activity 1: The Municipal District will utilize human resources best practices.
-  Strategy 5: Employee skill development and education.
 - Activity 1: The Municipality will encourage employees to seek out continuing education opportunities.
-  Strategy 6: Empowering employees.
 - Activity 1: The Administration will mentor employees and empower them to undertake pilot and/or special projects from time to time.
-  Strategy 7: Educate public on Municipal District Bylaws.
 - Activity 1: The Municipal District will develop promotional material respecting municipal bylaws.
- Goal E: Sustainable Infrastructure and Taxation
 -  Strategy 1: Source funding for infrastructure improvements.
 - Activity 1: Staff will continually seek out alternative funding mechanisms for large projects.
 -  Strategy 2: Monitor traffic and future developments.
 - Activity 1: Transportation staff will monitor the road traffic counts and road conditions.
 - Activity 2: Southshore Wastewater Phase 3A, 4A & 5A - Engineering
 - Activity 3: Southshore Wastewater Phase 3A, 4A & 5A - Construction
 - Activity 4: Southshore Sewer Septage Receiving Station
 - Activity 5: Southshore Wastewater Biosolids Dewatering
 - Activity 6: Southshore Water Distribution Upgrades
 - Activity 7: Southshore Septage Receiving Station
 - Activity 8: Southshore Wastewater Biosolids Dewatering
 - Activity 9: Marten River Regional Water Supply
 - Activity 10: Flatbush/Smith Residential Utility Services
 - Activity 11: South Mitsue Regional Water Supply
 -  Strategy 3: Road maintenance protocols.
 - Activity 1: The Municipal District will maintain policies respecting road maintenance procedures.
 -  Strategy 4: Water rates based on cost recovery basis.
 - Activity 1: The Municipal District will establish appropriate water rates for all of its systems, and regularly monitor and update them when appropriate.











Municipal District of Lesser Slave River No. 124

-  Strategy 5: Sanitary rates based on cost recovery basis.
 - Activity 1: The Municipal District will establish appropriate sanitary rates based on cost recovery, and monitor/update them as required.
-  Strategy 6: Appropriately resourced organization.
 - Activity 1: Establish capital and operating plans.
-  Strategy 7: Regional service delivery mechanisms.
 - Activity 1: The Municipality will seek out regional service partnerships and opportunities as they arise.
-  Strategy 8: Participate in cost sharing of recreation services.
 - Activity 1: The Municipal District will provide grants to other municipalities for recreation based on the share of resident usage.
-  Strategy 9: Slave Lake Municipal District Shop Expansion.
 - Activity 1: Construction
- Goal F: Local Government Assistance in Making the Municipal District a Safer Place
 -  Strategy 1: Flood risk mapping and long range planning.
 - Activity 1: The Municipal District will participate in projects related to flood risk mapping.
 -  Strategy 2: Lesser Slave River Weir - flow enhancements.
 - Activity 1: Share of Gate in Weir
 -  Strategy 3: Regional cooperation of fire service delivery.
 - Activity 1: The Municipal District will continue to participate in the Lesser Slave Region Fire Services Agreement
 -  Strategy 4: Appropriate fire services resource allocation.
 - Activity 1: The Municipal District will budget appropriate funds within its operating and capital budgets for fire services staffing and equipment.
 -  Strategy 5: Emergency and disaster planning.
 - Activity 1: The Municipal District will ensure that its Disaster Services Plan is kept up-to-date and staff educated in their duties.
 -  Strategy 6: Education of fire hazards and mitigation methods.
 - Activity 1: The Municipal District will ensure that fire hazard assessments are regularly undertaken and fire hazards reviewed with respect to all development approvals.
 -  Strategy 7: Utilize best practices to reduce fire risks.
 - Activity 1: The Municipality will utilize the Fire Smart Program where appropriate.
 -  Strategy 8: Joint forces operations with other agencies.
 - Activity 1: Inter-agency operations will be encouraged.
 -  Strategy 9: Enforcement of provincial highway traffic statutes and Municipal District Bylaws.









Municipal District of Lesser Slave River No. 124

- Activity 1: The Municipal District will utilize Community Peace Officers to enforce provincial statutes and Municipal District Bylaws.
-  Strategy 10: GPS - Rural Addressing Initiative.
 - Activity 1: The Municipal District will develop and install addresses for all rural residents.
- Goal G: Effective Land Use Development and Community Planning
 -  Strategy 1: Planning in front of infrastructure development.
 - Activity 1: The Municipal District will ensure that area structure plans and outline plans will be prepared prior to major developments occurring.
 -  Strategy 2: Community development.
 - Activity 1: The Municipal District will undertake new community plans for all hamlets.
 -  Strategy 3: Development control.
 - Activity 1: The Municipal District will monitor and implement the policies contained within its Municipal Development Plan and Land Use Bylaw.
 -  Strategy 4: Regional land use and infrastructure strategy.
 - Activity 1: The Municipal District will participate in regional land use initiatives with its neighbouring municipalities, when appropriate.
- Goal H: Maintain an Agricultural Service Board.
 -  Strategy 1: Increase awareness of agriculture and Municipal District services to support agriculture.
 - Activity 1: Develop, maintain and review the ASB Business Plan every five years.
 - Activity 2: Provide Council with an ASB Annual Report
 - Activity 3: Annual ASB Producer Social
 - Activity 4: Attend and participate in local trade fairs, parades and community functions
 - Activity 5: Partner with local schools to facilitate agricultural programming
 - Activity 6: Agricultural photo contest
 - Activity 7: Investigate an agricultural directory
 -  Strategy 2: Support and facilitate viable and sustainable agricultural production.
 - Activity 1: Maintain an agricultural equipment rental program.
 - Activity 2: Organize quarterly information update meetings.
 - Activity 3: Distribute quarterly information update mail-outs to all producers.
 - Activity 4: Organize an annual ASB Tour.


















Municipal District of Lesser Slave River No. 124

- Activity 5: Soil, feed and seed testing program.
- Activity 6: One-on-one farm calls and/or kitchen table meetings.
- Activity 7: Facilitate and partner to establish plots, demonstrations and research projects.
- Activity 8: Custom spraying program for noxious weed control.
- Activity 9: Aerial photo service.
- Activity 10: Veterinary Services Incorporated.
- Activity 11: Partner, sponsor and work with local 4-H groups.
- Activity 12: Attend the French Creek Beef Club meetings.
- Activity 13: Participate in the bi-annual Farm Family Award.
- Activity 14: Participate in inter-municipal and inter-governmental projects and programs.
- Activity 15: Partner with other agricultural organizations, business, industry and community groups to organize meetings, seminars, workshops and tours.
- Activity 16: Partner with the North West Alliance Conservation Initiative for our AESA programming.
-  Strategy 3: Enforcement of provincial agricultural statutes and Municipal District Bylaws.
 - Activity 1: Weed inspection and control program
 - Activity 2: Tall Buttercup Control Program.
 - Activity 3: Fusarium Graminearum Control Program.
 - Activity 4: Coyote Predation Management Program.
 - Activity 5: Vegetation Management Program.
 - Activity 6: Beaver Management Program.
 - Activity 7: Clubroot of Canola Control Program.
 - Activity 8: Wild Boar Control Program.
-  Strategy 4: Position Municipal District as a farm information access point for Municipal District residents.
 - Activity 1: Advertise and promote ASB meeting dates, times, locations and members.
 - Activity 2: Have a fifteen minute question and answer period prior to ASB meetings.
 - Activity 3: Maintain the following services: toll-free number; web site; AF cell phone; and Flatbush Sub-office.
 - Activity 4: Maintain a data base of information on agricultural programs and services.
- Goal I: Support Initiatives that Enhance Community Development
 -  Strategy 1: Provide opportunities for youth and seniors.
 - Activity 1: Participate in the Slave Lake and Athabasca FCSS Programs.
 -  Strategy 2: Foster volunteerism.





Municipal District of Lesser Slave River No. 124

- Activity 1: Support community suppers and other initiatives.
-  Strategy 3: Tackling emerging social issues.
 - Activity 1: Lobby higher levels of government when appropriate to promote better services for Municipal District residents.
-  Strategy 4: Enhance cemeteries within the Municipal District.
 - Activity 1: Slave Lake Cemetery
-  Strategy 5: Support existing cemeteries within the Municipal District.
 - Activity 1: Inventory cemetery assets held by agencies within the Municipal District.
-  Strategy 6: Seniors housing.
 - Activity 1: Support Lesser Slave Lakel and Westlock Foundations.
-  Strategy 7: Promote education.
 - Activity 1: Promote access to local and post secondary education.
- Goal J: Support Recreation and Culture Facilities that Provide Services to Municipal District Residents
 -  Strategy 1: Support recreation infrastructure.
 - Activity 1: Contribution to recreation facilities
 - Activity 2: Contribution to community halls
 -  Strategy 2: Slave Lake Arctic Ice Centre capital funding.
 - Activity 1: Contribution to Arctic Ice Centre
 - Activity 2: Contribution to Arctic Ice Centre
 - Activity 3: Contribution to Arctic Ice Centre
 -  Strategy 3: Support enhanced local library services via the Peace Library System.
 - Activity 1: Continued membership in the Peace Library System.
 -  Strategy 4: Smith Arena capital repairs.
 - Activity 1: Smith Arena Capital Repairs
 -  Strategy 5: Widewater Complex capital repairs.
 - Activity 1: Widewater Complex Capital Repairs.
- Goal K: Open Space Development
 -  Strategy 1: Pursue historical designation and preservation of sites.
 - Activity 1: Historical Designation Assessment and Inventory
 -  Strategy 2: Provide and support public access points to key natural areas.
 - Activity 1: Provide and support public access points to key natural areas.
 -  Strategy 3: Open space planning and development.
 - Activity 1: Explore SWOT analysis for open space, public areas, and municipal/environmental reserves.





Appendix # 2: Mission Vision and Values

Identity Statement

We are the MD of Lesser Slave River No. 124. Our land is big, beautiful and clean – green pastures, clear waters, sandy beaches and boreal forests, nourished by the Lesser Slave, Pembina, and Athabasca rivers. We are rugged and real!

Our Council Mission Statement

We manage and develop the infrastructure of our MD to protect the inherent beauty of our landscape. We provide stability and opportunities for growth, for businesses, and for the individuals who live here.

Our Vision

In the coming years, we will:

- Capitalize on our geographic location to realize our potential as a major route to the North and the Pacific.
- Leverage our renewable resources to provide sustainable infrastructure with responsible taxation.
- Pursue opportunities for concentrated processing of our resources at Mitsue Industrial Park and elsewhere where infrastructure, environment, and lifestyle warrant.
- Plan our communities with consideration for environmental impact, design integrity, segregation of use, the nature of neighborhoods, the placement and type of local improvements, and the sense of privacy and space in rural settings.
- Support initiatives for community halls, common green spaces and places for recreation and socializing.
- Provide opportunities for youth and stability for seniors.

We will sustain the municipality as a place where prosperity is the norm, and where people are equipped to care for themselves, for the land, and for one another.

Our values

- ◆ We serve our municipality with respect for the environment and the people who have placed their trust in us.
- ◆ We are called to be good stewards and faithful guardians of the land for future generations.
- ◆ We see the traditional farm family as the building block of agriculture in our region.
- ◆ We believe that fellowship, generosity, and compassion are foundations for strong, sustainable communities.
- ◆ We cherish the crown lands and provincial parks within our bounds.
- ◆ We welcome visitors who are mindful of the land and the communities that we love.
- ◆ We foster a sense of history, of pride in our surroundings, and of gratitude for the people and places that enrich our lives.

